

Established since 1983

SUNDOWN
FURNITURE

CASUAL - FINE DINING - ENTERTAINMENT - OCCASIONAL

Catalogue

Effective as of 1st March 2015

OFFICE HOURS: *(Australia Eastern Standard Time)*

9am to 5pm (Monday - Thursday)

9am to 3pm (Friday)

TERMS AND CONDITIONS OF SALE

TERMS	5% Discount 7 days or otherwise strictly 30 Days nett. Stop supply over 35 days.
TAX	All prices are subject to tax.
TITLE	Goods will remain the property of Sundown Furniture until such time they have been paid in full.
CANCELLATIONS	<p>* Cancelled orders will only be accepted by an official written confirmation.</p> <p>* Any special order(s) will not be accepted as cancelled if already in the process of manufacture.</p> <p>* Where a fabric has been cut or upholstered a charge will apply accordingly</p> <p>(Please note all fabrics are ordered within 7-10 days from order(s) processed)</p>
RETURNS	Notification direct to Sundown or our sales representative must be made prior to goods being returned, otherwise goods returned will not be accepted at our factory. Our invoice number must accompany all claims.
CHARGES	Freight charges on return goods will only be accepted by Sundown if, in our opinion, the reason for return is due to manufacturer fault.
MEASUREMENTS	Sizes given in this Price List are +/- 15mm
COLOUR	Timber Colours should be taken as an indication only.
FABRICS	<p>Available in all Warwick & Profile Fabrics</p> <p>**All others fabric suppliers not listed must be supplied**</p> <p>W. WHITE PRICE (Customer to supply own fabric and care labels)</p> <p>*All prices given exclude fabric unless otherwise stated*</p> <p>Note: Pattern Matching fabric on chairs;</p> <p>* Allow approx 1 mt per chair for upholstered back chair</p> <p>* Allow extra meterage of fabric for timber back chair</p> <p>Must specify on all orders if pattern matching is required.</p> <p>Follow the instruction on the "CARE LABEL" the label can be found under the dining chair seat. If you have supplied us with the fabric you must obtain the care label instructions from the fabric supplier.</p>

*Please Note: This price list supersedes all previous price lists. Whilst all care has been taken in the preparation of this document, Sundown Furniture reserves the right to correct topographic errors. We reserve the right to change models - prices - fabrics, etc at any time without notice.

Index

1. Warranty & Claim	Page 4
2. Quinn, Nora, Barossa Range *NEW*	Page 5
3. Zuri & Novo Range *NEW*	Page 6
4. Chairs Selection	Page 7 - 9
5. Table Selections	Page 10
6. Units Selection	Page 11 - 14
7. Crystal Units & Entertainment Units Selection	Page 15
8. Occasionals	Page 16
9. Mondo Range	Page 17
10. Oslo & Oscar Range (Products to clear)	Page 18
11. Fully Imported Products (Products to clear)	Page 19
12. Company Representatives	Page 20

Warranty

That the product will be free of structural defects due to defective workmanship.

Specific Exclusions

The warranty does not cover:

(i) Materials used in covering the product such as fabrics, leather, vinyl or other coverings nor the foam filling.

We will refer claims relevant to the coverings and the filling to the relevant fabric or filling manufacturer.

(ii) In relation to timber furniture, specific exclusions are set out in item (e) of the Warranty Terms and Conditions.

Period of Warranty

Five (5) years from the day of purchase.

Conditions of Warranty

This Warranty is subject to and conditional upon:

- (i) Compliance with the Claims Procedure.
- (ii) The Warranty Terms and Conditions attached.

Party Providing Warranty

Sundown Furniture

23 - 31 Bliss Court Derrimut VIC 3030

Telephone: (03) 8368 2255

[Email: sundown@sf.com.au](mailto:sundown@sf.com.au)

(Herein referred to as "the manufacture"/"we"/"us".)

Consumer Rights under Australian Consumer Law

Our goods come with guarantees that cannot be excluded under the Australian Consumer Law. You are entitled to a replacement or refund for a major failure and for compensation for any other reasonably foreseeable loss or damage. You are also entitled to have the goods repaired or replaced if the goods fail to be of acceptable quality and the failure does not amount to a major failure.

Warranty Claims Procedure:


In order to make a warranty claim you must follow the procedure outlined below:

1. You must contact your place of purchase (retailer) and provide a proof of purchase to register a claim.
2. The retailer will undertake a preliminary investigation. You must provide the following to the retailer:
 - a. A copy of the proof of purchase.
 - b. If at all possible - supply photos showing the issue which is the subject of the claim – preferably in electronic form. Whilst not mandatory this will speed the processing of your claim considerably.
 - c. Clearly state the grounds for the claim and describe any relevant circumstances.
 - d. Your confirmation that the product has not been damaged, incorrectly assembled, installed or operated, exposed to the elements, negligently treated, or misused.
3. A claim form, in the form attached, detailing the claim must be completed and lodged with the retailer.
4. The retailer will submit the claim form to us. You will be contacted by a representative in a timely manner.
5. You may be required to make the product available for inspection on a weekday (Mon – Fri) between 9am and 5pm at a location that we specify. This may be at your home or the retailers' showroom.
- 6. The product must not be returned to us unless and until we authorise you in writing to do so after approval by an authorised officer of the manufacturer.**


Barossa Range of tables

	Size	Code
	Rectangle Table - L.2400 × W.1200 × H.760	BAR2412
	Rectangle Table - L.2700 × W.1200 × H.760	BAR2712
	Rectangle Table - L.3000 × W.1200 × H.760	BAR3012
	Constructed with Vic ash / Tassie oak Timber - 35mm Top (70mm on edge +/-2mm) 115x70mm thick table legs 90x90 uprights and 70x35 supporting members	




Nora Range of tables

	Size	Code
	Rectangle Table - L.2400 × W.1200 × H.760	NORA2412
	Rectangle Table - L.2700 × W.1200 × H.760	NORA2712
	Rectangle Table - L.3000 × W.1200 × H.760	NORA3012
	Constructed with Vic ash / Tassie oak Timber - 35mm Top (70mm on edge +/-2mm) 115x70mm thick table legs	

Quinn Range of tables

	Size	Code
	1500 ROUND × H.750	QRND1500
	1500 SQUARE × H.750	QSQR1500
	1750 ROUND × H.750	QRND1750
	1750 SQUARE × H.750	QSQR1750
	32mm top bevelled on underside in Victorian ash / Tasmanian oak solid timbers / 90x90 table legs with 70x70 up rights to hold the top	


Case goods

	<p>Quinn Ent Unit - 3 Drawers</p> <p>constructed with 32mm all round Vic ash / Tassie oak solid timbers and 20mm solid drawer fronts</p> <p>W.2000 × D.445 × H.525</p> <p>Internal drawer: H.150 × W.580 × D.380mm</p> <p>Cavity: W.1930 × D.440 × H.170</p>	QENT3DRW
	<p>Quinn 1830 Buffet 3 Doors</p> <p>constructed with 32mm all round Vic ash/ Tassie oak solid timbers and 20mm solid doors. Two (2) shelves per section in timber veneer</p> <p>W.1830 × D.445 × H.860</p>	QBUF1830
	<p>Quinn 2400 Buffet 4 Doors</p> <p>constructed with 32mm all round Vic ash/ Tassie oak solid timbers and 20mm solid doors. Two (2) shelves per section in timber veneer</p> <p>W.2400 × D.445 × H.860</p>	QBUF2400



***All products are available in all stains:**

Other sizes available and can be priced on request, over and above lead time will apply to special orders




Zuri Range Tables

	Size	Code
	Rectangle Table - L.2400 × W.1200 × H.760	ZURI2412
	Rectangle Table - L.2700 × W.1200 × H.760	ZURI2712
	Rectangle Table - L.3000 × W.1200 × H.760	ZURI3012
Constructed with Vic ash / Tassie oak Timber - 35mm Top (70mm on edge +/-2mm) 90×90 legs 70×70mm cross rail		

NOVO Range Tables




	Size	Code
	Coffee Table SQ - L.960 × W.960 × H.460	NOVOCT960
	Coffee Table REC - L.1350 × W.720 × H.460	NOVOCT135
	Lamp Table - L.720 × W.720 × H.460	NOVOLT720
	Bench - L.1900 × W.350 × H.460 (suits 2200 table)	NOVOB1900
	Bench - L.2660 × W.350 × H.460 (suits 3000 table)	NOVOB2660
	Rectangle Table - L.1800 × W.1020 × H.760	NOVOR18102
	Rectangle Table - L.2200 × W.1020 × H.760	NOVOR22102
	Rectangle Table - L.2400 × W.1200 × H.760	NOVOR2412
	Rectangle Table - L.2700 × W.1200 × H.760	NOVOR2712
	Rectangle Table - L.3000 × W.1200 × H.760	NOVOR3012
Rectangle Table - L.3000 × W.1500 × H.760	NOVOR3015	
	Square 1500 Table - L.1500 × W.1500 × H.760	NOVOSQ150
	Square 1750 Table - L.1750 × W.1750 × H.760	NOVOSQ175
Constructed with Vic ash / Tassie oak solid Timber - 35mm Top (+/-2mm) 90×90 legs with 90×20 cross rails to underside of top		
Constructed with Vic ash / Tassie oak solid Timber - 35mm Top (+/-2mm) 115×115 legs with 90×35 cross rails to underside of top		

Case Goods




	Size	Code
	Novo Buffet - 4 Doors	NOVOB240
	constructed with solid 32mm Vic ash / Tassie oak timbers all round including 20mm door rails and MDF timber veneer inserts on doors	
	W.2400 × D.440 × H.860	
	Novo Buffet - 3 Doors	NOVOB183
	constructed with solid 32mm Vic ash / Tassie oak timbers all round including 20mm door rails and MDF timber veneer inserts on doors	
	W.1830 × D.440 × H.860	
	Novo Ent Unit - 2 doors and 1 drawer	NOVOETU183
	W.1830 × D.440 × H.525	
	constructed with solid 32mm Vic ash / Tassie oak timbers all round including 20mm door rails and MDF timber veneer inserts on doors	

***All products are available in all stains**

Chairs Selection

Range	Size	Code
 <p>Barossa</p>  <p>Sprung and webbed seat</p>	<p>H.1080 × W.460 × D.570 × SH.470</p> <p>Fabric requirement: 1.6 mts per chair (Provided it is 1300 wide)</p> <p>Sprung and webbed seat with 3 × 8mm bolts to attach the seat to back panel and made with Rubber wood timber (front and back legs in Rubber wood, all other parts pine or hardwood)</p>	<p>BAROSSAWOY</p>
 <p>Siena</p>  <p>Sprung and webbed seat</p>	<p>H.960 × W.460 × D.500 × SH.480</p> <p>Fabric requirement: 1.1 mts per chair (Provided it is 1300 wide)</p> <p>Sprung and webbed seat with 3 × 8mm bolts to attach the seat to back panel and made with Rubber wood timber (front and back legs in Rubber wood, all other parts pine or hardwood)</p>	<p>SIENAWOY</p>
 <p>Carol 2'</p> 	<p>H.965 × W.450 × D.510 × SH.475</p> <p>Fabric requirement: For 4 Chairs=2.5 Mts / 6=3.7Mts / 8=5Mts / 10=6.5Mts (Provided it is 1300 wide)</p> <p>*Pattern Matching - 1 Mt per chair</p> <p>Timber used: 25mm MDF substrate with plantation oak or sapele timber veneers (Veneer is depending on colour chosen).</p>	<p>C2W</p>
 <p>Carol 2' Carver</p> 	<p>H.965 × W.660 × D.510 × SH.475</p> <p>Fabric requirement For 4 Chairs=2.5 Mts / 6=3.7Mts / 8=5Mts / 10=6.5Mts (Provided it is 1300 wide)</p> <p>*Pattern Matching - 1 Mt per chair</p> <p>Timber used: 25mm MDF substrate with plantation oak or sapele timber veneers (Veneer is depending on colour chosen).</p>	<p>C21W</p>
 <p>Homestead</p> 	<p>H.965 × W.450 × D.510 × SH.475</p> <p>Fabric requirement: For 4 chairs=2.5Mts / 6=3Mts / 8=4Mts / 10= 5Mts (Provided it is 1300 wide)</p> <p>*Pattern Matching - 1 Mt per chair</p> <p>Timber used: 25mm MDF substrate with plantation oak or sapele timber veneers (Veneer is depending on colour chosen).</p>	<p>HOMEW</p>
 <p>Homestead Carver</p> 	<p>H.965 × W.670 × D.510 × SH.475</p> <p>Fabric requirement: For 4 chairs=2.5Mts / 6=3 Mts / 8=4Mts / 10= 5Mts (Provided it is 1300 wide)</p> <p>*Pattern Matching - 1 Mt per chair</p> <p>Timber used: 25mm MDF substrate with plantation oak or sapele timber veneers (Veneer is depending on colour chosen).</p>	<p>HOME/CW</p>

Range	Size	Code
 <p>Regency</p> 	<p>H.900 × W.450 × D.560 × SH.460</p> <p>Fabric requirement: For 4 chairs=3Mts / 6=4Mts / 8=5.5 Mts / 10=6.5Mts (Provided it is 1300 wide) PM - 1 mt per chair</p> <p>NOT AVAILABLE IN VINYL OR LEATHER</p> <p>Timber used: 25mm MDF substrate with plantation oak or sapele timber veneers (Veneer is depending on colour chosen).</p>	<p>600W</p>
 <p>Regency Carver</p> 	<p>H.900 × W.685 × D.560 × SH.460</p> <p>Fabric requirement: For 4 chairs=3Mts / 6=4Mts / 8=5.5 Mts / 10= 6.5Mts (Provided it is 1300 wide) PM - 1mt per chair</p> <p>NOT AVAILABLE IN VINYL OR LEATHER</p> <p>Timber used: 25mm MDF substrate with plantation oak or sapele timber veneers (Veneer is depending on colour chosen).</p>	<p>601W</p>
 <p>Venice</p> 	<p>H.890 × W.420 × D.520 × SH.490</p> <p>Fabric requirement: For 4 Chairs=2Mts/ 6=3Mts/ 8=4Mts 10=5Mts (Provided it is 1300 wide) PM - 1mt per chair</p> <p>NOT AVAILABLE IN VINYL OR LEATHER</p> <p>Timber used: 25mm MDF substrate with plantation oak or sapele timber veneers (Veneer is depending on colour chosen).</p>	<p>105W</p>
 <p>Venice Carver</p> 	<p>H.890 × W.650 × D.520 × SH.490</p> <p>Fabric requirement: For 4 Chairs=2Mts/ 6=3Mts/ 8=4Mts 10=5Mts (Provided it is 1300 wide) PM - 1mt per chair</p> <p>NOT AVAILABLE IN VINYL OR LEATHER</p> <p>Timber used: 25mm MDF substrate with plantation oak or sapele timber veneers (Veneer is depending on colour chosen).</p>	<p>106W</p>
 <p>Tuscan</p> 	<p>H.1020 × W.470 × D.535 × SH.480</p> <p>Fabric requirement: For 4 Chairs=1.5Mts / 6=2Mts / 8=2.5Mts / 10=3Mts (Provided it is 1300 wide)</p> <p>*Pattern Matching Extra fabric required</p> <p>Timber used: Combination of Rubber wood and pine (Back panel and front legs Rubber wood all other parts in pine)</p>	<p>TUSCANW</p>

Range	Size	Code
 Mira Stool	<p align="center">H.990 × W.450 × D.480 × SH.710</p> <p>Fabric requirement: For 2Chairs=1Mts / 4=1.5Mts / 6=2Mts / 8=2.5Mts / 10=3Mts (Provided it is 1300 wide)</p> <p>*Pattern Matching Extra fabric required</p> <p>Imported from Italy stool in Beechwood, assembled/ polished and upholstered to your selection here in our factory</p>	MIRASTBW
 Reno	<p align="center">H.900 × W.480 × D.535 × SH.475</p> <p>Fabric requirement: For 4 Chairs=1.5Mts / 6=2Mts / 8=2.5Mts / 10=3Mts (Provided it is 1300 wide)</p> <p>*Pattern Matching Extra fabric required</p> <p>Timber used: Rubber wood and imported from Malaysia, assembled, stained, polished and upholstered to your selection here in our factory</p>	RENOW
 Trent	<p align="center">H.950 × W.480 × D.530 × SH.480</p> <p>Fabric requirement: For 4 Chairs=1.5Mts / 6=2Mts / 8=2.5Mts / 10=3Mts (Provided it is 1300 wide)</p> <p>*Pattern Matching Extra fabric required</p> <p>Timber used: Rubber wood and imported from Malaysia, assembled, stained, polished and upholstered to your selection here in our factory</p>	TRENTW
 Metro	<p align="center">H.935 × W.450 × D.500 × SH.460</p> <p>Fabric requirement: For 4 Chairs=1.5Mts / 6=2Mts / 8=2.5Mts / 10=3Mts (Provided it is 1300 wide)</p> <p>*Pattern Matching Extra fabric required</p> <p>Timber used: Rubber wood and imported from Malaysia, assembled, stained, polished and upholstered to your selection here in our factory</p>	MET200W

Tables Selection

Vada Range of tables	Timber used: MDF substrate dressed with natural timber veneers, Sapele veneers for harvest stain and plantation oak for all other.
Carol / Lucy Range of tables	Timber used: Vic ash/Tassie oak for table legs, combination of pine and MDF timber veneers for table undercarriage and MDF substrate for table tops dressed with natural timber veneers, Sapele for harvest stain and plantation oak for all other stains
No distortion of tops possible on these ranges	



Vada base

Carol / Lucy base

Shape	Description	Size	Code	Code
 Round single ext table closed	Round Tops		Vada Tables	Carol Table
	42" Ext table	Diameter 1080 to 1530 × H.750	Not available	316
	42" Fixed top table	Diameter 1080 × H.750	Not available	315
	48" Ext table	Diameter 1190 to 1720 × H.750	Not available	313
 Round single ext table open	48" Fixed top table	Diameter 1190 × H.750	Not available	314



Shape	Description	Size	Code	Code
 Oval single ext table closed	Oval Tops		Vada Tables	Lucy Table
	Oval single Ext	L.1190 to 1490 × W.890 × H.750	V/509	Not available
	Oval single Ext	L.1500 to 1950 × W.890 × H.750	V/510	LUCY359
	Oval single Ext	L.1640 to 2090 × W.1040 × H.750	V/511	LUCY352
	Oval single Ext	L.1900 to 2350 × W.1040 × H.750	V/512	LUCY319
	Oval Double Ext	L.1900 to 2800 × W.1040 × H.750	V/513	Not available
 Oval single ext table open				
 Oval double ext table open				

Shape	Description	Size	Code	Code
 D/End single ext table closed	D/End Tops		Vada Tables	Carol Table
	D/End single Ext	L.1080 to 1530 × W.1080 × H.750	Not available	318
			Vada Tables	Lucy Table
	D/End single Ext	L.1190 to 1490 × W.890 × H.750	V/508	Not available
	D/End single Ext	L.1500 to 1950 × W.890 × H.750	V/517	LUCY317
	D/End single Ext	L.1640 to 2090 × W.1040 × H.750	V/518	LUCY363
 D/End single ext table open	D/End single Ext	L.1900 to 2350 × W.1040 × H.750	V/519	LUCY362
	D/End Double Ext	L.1900 to 2800 × W.1040 × H.750	V/520	Not available
 D/End double ext table open				

***All products are available in all stains**

Units Selection

Classic Range

Range	Picture	Description	Adjustable Shelves		Code
			Glass	Timber	
C l a s s i c		Classic 4'6" Buffet only - 2 Base Doors W.1330 × D.480 × H.920	0	2	C/202
		Classic 4'6" BNH - 2 Base Doors 2 Clear Glass doors, Mirror Back, Glass Sides Overall measurement: W.1330 × D.480 × H.2065 Buffet measurement: W.1330 × D.480 × H.820 Hutch measurement: W.1330 × D.385 × H.1245	4	2	C/200GS
		Classic 6' Buffet only - 3 Base Doors W.1880 × D.480 × H.920	0	3	C/206
		Classic 6' BNH - 3 Base Doors 3 Clear Glass doors, Mirror Back, Glass Sides Overall measurement: W.1880 × D.480 × H.2065 Buffet measurement: W.1880 × D.480 × H.820 Hutch measurement: W.1880 × D.385 × H.1245	6	3	C/208GS
		Classic 6' Buffet only - 2 Base Doors / 3 Drawers W.1880 × D.480 × H.920	0	2	C/210
		Classic 6' BNH - 2 Base Doors / 3 Drawers 3 Clear Glass doors, Mirror Back, Glass Sides Overall measurement: W.1880 × D.480 × H.2065 Buffet measurement: W.1880 × D.480 × H.820 Hutch measurement: W.1880 × D.385 × H.1245	6	2	C/204GS

Australian Made | Whole Buffets: Vic Ash/Tas oak timber veneers and MDF/Sapele Veneers (For Harvest stain only), Back Panel & Drawers: MDF

***All products are available in all stains**

Optional Extra	Cutlery Division	
	Glass <u>or</u> Timber shelf	

Louis Range







Range	Picture	Description	Adjustable Shelves		Code
			Glass	Timber	
L O U I S		<p>Louis 4'6" Buffet only - 2 Base Doors / 2 Drawers</p> <p>W.1320 × D.440 × H.890</p>	0	2	L/302
		<p>Louis 4'6" BNH - 2 Base Doors / 2 Drawers</p> <p>2 Clear Glass doors, Mirror Back, Glass Sides</p> <p>Overall measurement: W.1320 × D.440 × H.2010</p> <p>Buffet measurement: W.1320 × D.440 × H.780</p> <p>Hutch measurement: W.1320 × D.440 × H.1230</p>	4	2	L/300GS
		<p>Louis 6'6" Buffet only - 3 Base Doors / 3 Drawers</p> <p>W.1945 × D.440 × H.890</p>	0	3	L/310
		<p>Louis 6'6" BNH - 3 Base Doors / 3 Drawers</p> <p>3 Clear Glass doors, Mirror Back, Glass Sides</p> <p>Overall measurement: W.1945 × D.440 × H.2010</p> <p>Buffet measurement: W.1945 × D.440 × H.780</p> <p>Hutch measurement: W.1945 × D.440 × H.1230</p>	6	3	L/308GS
		<p>Louis 6'6" Buffet only - 2 Base Doors / 3 Drawers</p> <p>W.1945 × D.440 × H.890</p>	0	2	L/318
		<p>Louis 6'6" BNH - 2 Base Doors / 3 Drawers</p> <p>3 Clear Glass doors, Mirror Back, Glass Sides</p> <p>Overall measurement: W.1945 × D.440 × H.2010</p> <p>Buffet measurement: W.1945 × D.440 × H.780</p> <p>Hutch measurement: W.1945 × D.440 × H.1230</p>	6	2	L/316GS

Australian Made | Whole Buffets: Vic Ash/Tas oak timber veneers and MDF/Sapele Veneers (For Harvest stain only), Back Panel & Drawers: MDF

***All products are available in all stains**

Optional Extra	Cutlery Division	
	Glass <u>or</u> Timber shelf	

Regal Range







Range	Picture	Description	Adjustable Shelves		Code
			Glass	Timber	
R e g a l		Regal 3' Buffet only with pelmet 2 Base Doors / 1 Drawer W.890 × D.440 × H.795	0	1	941
		Regal 3' BNH - 2 Base Doors / 1 Drawer 2 Clear Glass doors, Mirror Back, Glass Sides Overall measurement: W.890 × D.440 × H.1945 Buffet measurement: W.890 × D.440 × H.695 Hutch measurement: W.890 × D.430 × H.1250	2	1	940GS
		Regal 4'6" Buffet only with pelmet 2 Base Doors / 3 Drawers W.1330 × D.440 × H.795	0	2	925
		Regal 4'6" BNH - 2 Base Doors / 3 Drawers 3 Clear Glass doors, Mirror Back, Glass Sides Overall measurement: W.1330 × D.440 × H.1945 Buffet measurement: W.1330 × D.440 × H.695 Hutch measurement: W.1330 × D.430 × H.1250	4	2	926GS
		Regal 6' Buffet only with pelmet 4 Base Doors / 2 Drawers W.1760 × D.440 × H.795	0	2	924
		Regal 6' BNH - 4 Base Doors / 2 Drawers 4 Clear Glass doors, Mirror Back, Glass Sides Overall measurement: W.1760 × D.440 × H.1945 Buffet measurement: W.1760 × D.440 × H.695 Hutch measurement: W.1760 × D.430 × H.1250	4	2	927GS

Australian Made | Whole Buffets: Vic Ash/Tas oak timber veneers and MDF/Sapele Veneers (For Harvest stain only), Back Panel & Drawers: MDF

***All products are available in all stains**

Optional Extra	Cutlery Division	
	Glass or Timber shelf	

Sarah Range



Range	Picture	Description	Adjustable Shelves		Code
			Glass	Timber	
S a r a h		Sarah 3' Buffet only with pelmet 2 Base Doors / 1 Drawer W.900 × D.440 × H.950	0	1	S141
		Sarah 3' BNH - 2 Base Doors / 1 Drawer 2 Clear Glass doors, Mirror Back, Glass Sides Overall measurement: W.900 × D.440 × H.2080 Buffet measurement: W.900 × D.440 × H.830 Hutch measurement: W.900 × D.440 × H.1250	2	1	S140GS
		Sarah 4'6" Buffet only with pelmet 3 Base Doors / 2 Drawers W.1330 × D.440 × H.950	0	2	S143
		Sarah 4'6" BNH - 3 Base Doors / 2 Drawers 3 Clear Glass doors, Mirror Back, Glass Sides Overall measurement: W.1330 × D.440 × H.2080 Buffet measurement: W.1330 × D.440 × H.830 Hutch measurement: W.1330 × D.440 × H.1250	4	2	S142GS
		Sarah 6' Buffet only with pelmet 4 Base Doors / 2 Drawers W.1760 × D.440 × H.950	0	2	S145
		Sarah 6' BNH - 4 Base Doors / 2 Drawers 4 Clear Glass doors, Mirror Back, Glass Sides Overall measurement: W.1760 × D.440 × H.2080 Buffet measurement: W.1760 × D.440 × H.830 Hutch measurement: W.1760 × D.440 × H.1250	4	2	S144GS




Australian Made | Whole Buffets: Vic Ash/Tas oak timber veneers and MDF/Sapele Veneers (For Harvest stain only), Back Panel & Drawers: MDF

*All products are available in all stains



Optional Extra	Cutlery Division	
	Glass <u>or</u> Timber shelf	

Crystal Units Selection

Range	Picture	Description	Adjustable Shelves	Code
			Glass	
C l a s s i c		Classic 5 x 4 Crystal - Clear Glass Doors 2 Railed Glass Doors, Mirror Back , Glass Sides W.1130 × D.495 × H.1640	3	C/212GS
		Classic 6 x 4 Crystal - Clear Glass Doors 2 Railed Glass Doors, Mirror Back, Fixed Shelf with Glass Insert W.1130 × D.495 × H.1840	3	C/214GS

Range	Picture	Description	Adjustable Shelves	Code
			Glass	
L o u i s		Louis Crystal Cabinet - Clear Glass Door 1 Glass Door, Mirror Back, Glass sides W.695 × D.440 × H.1330	3	L/332GS
		Louis Crystal Cabinet - Clear Glass Door 1 Glass Door, 1 Drawer, Mirror Back, Glass Sides W.695 × D.440 × H.1330	2	L/336GS
		Louis 5 x 4 Crystal - Clear Glass Doors 2 Glass Doors, Mirror Back, Glass Sides W.1110 × D.440 × H.1600	3	L/320GS

Entertainment Units

Range	Picture	Description	Adjustable Shelves	Code
			Timber	
L o u i s		Louis 6' Plasma Unit with 2 Doors W.1735 × D.630 × H.700 Open centre: W.530 × D.580 × H.525mm with adjustable timber shelves	3	L/344
		Louis 6' Plasma Unit with 4 Drawers W.1735 × D.630 × H.700 Open centre: W.530 × D.580 × H.525mm Inside drawers: W.480 × D.525 × H.220mm with adjustable timber shelf	1	L/344DR




Australian Made | Whole Crystal & ETU: MDF/Plantation oak timber veneers and MDF/Sapele Veneers (For Harvest stain only),

Back Panel & Drawers: MDF

***All products are available in all stains**

OPTIONAL EXTRAS	Glass <u>or</u> Timber shelf	
-----------------	------------------------------	--




Classic Occasional

Range	Description		Code
	Rectangle Coffee	L.1190 × W.590 × H.420	C/242
	Square Coffee	L.890 × W.890 × H.420	C/240
	Lamp	L.590 × W.590 × H.420	C/244

Regency Occasional

Range	Description		Code
OBLONG 	Oblong Coffee	L.1160 × W.560 × H.420	645
	Oblong Lamp	L.560 × W.560 × H.420	640
OVAL / ROUND 	Oval Coffee	L.1160 × W.560 × H.420	646
	Round Lamp	L.560 × W.560 × H.420	641
D/END 	D/end Coffee	L.1160 × W.560 × H.420	647
	D/end Lamp	L.560 × W.560 × H.420	642



Deco Occasional

Range	Description		Code
	Coffee	L.1190 × W.590 × H.415	D100
	Coffee	L.1190 × W.590 × H.415 Steel drawer, CD/Video storage 180	D180
	Coffee	L.1190 × W.590 × H.415 Steel drawers, CD/Video storage 360	D360

Australian Made | Occasional - Whole Component: MDF/Plantation Oak Veneers and MDF/Sapele Veneers (For Harvest stain only)




***All products are available in all stains**

Mondo Range







Picture	Size	Code
 	H.1080 × W.460 × D.570 × SH.470	MONDOWOY
	Fabric requirement: 1.6 mts per chair (Provided it is 1300 wide)	
	Sprung and webbed seat with 3 × 8mm bolts to attach the seat to back panel	
	Timber used: Vic Ash/Tassie Oak for front and back legs, all other parts pine	

Tables: Numerous option.

Timber used: Vic Ash/Tassie oak solid timbers surrounds enriched with MDF timber veneers

  	L.1220 × W.1220 × H.760 (single base)	M113
	L.1520 × W.1220 × H.760 (single base)	M115
	L.2120 × W.1220 × H.760	M117
	L.2420 × W.1220 × H.760	M104
	L.2720 × W.1220 × H.760	M118
	L.3020 × W.1220 × H.760	M116


Mondo Case Goods

Picture	Size	Code
 	Mondo 6' Ent H.500 × W.1850 × D.600 Inside drawer: W.690 × D.325 × H.160 Timber used: Vic Ash/Tassie oak surrounds enriched with MDF timber veneers	M1850
 	Mondo 7' Ent H.500 × W.2150 × D.600 Inside drawers: W.450 × D.325 × H.160 Timber used: Vic Ash/Tassie oak surrounds enriched with MDF timber veneers	M2090TD
 	Mondo 6' Buffet H.830 × W.1750 × D.445 Timber used: Vic Ash/Tassie oak surrounds enriched with MDF timber veneers	M1780TD
 	Mondo Coffee table (A) H.410 × W.600 × L.1200	M1200A
	Mondo Lamp table (A) H.410 × W.600 × L.600	M600A



***All products are available in all stains**

Oslo Range

(PRODUCTS TO CLEAR)


Range	Size	Code
 <p>Oslo</p>	H.960 × W.480 × D.540 × SH.470	OSLO480W
	Fabric requirement:	
	For 4 Chairs = 1.5 Mts	
	For 6 Chairs = 2.0 Mts	
	For 8 Chairs = 2.5 Mts	
	For 10 Chairs = 3.0 Mts	
	*Pattern Matching Extra fabric required	

Made In Australia Using Imported Components | Chair Frame: Solid American Oak Timber, Seat Board: MDF

	Table	L.1800 × W.1000 × H.750	OSLO1800
	Lamp	L.610 × W.610 × H.560	OSLO610

LIMITED STOCK

***Lamp available in - White Wash, Ivory, Matt-White & Matt-Black**


 <p>LIMITED STOCK</p>	Buffet	W.1500 × D.450 × H.850	OSLO1500
--	--------	------------------------	-----------------

Made In Australia Using Imported Components | Table, Occasional & Buffet: Solid American Oak Timber Veneer



***All products are available in all stains**

Oscar range

(PRODUCTS TO CLEAR)

Range	Size	Code
 <p>Oscar</p>	H.1000 × W.510 × D.525 × SH.470	OS470W
	Fabric requirement:	
	For 4 Chairs = 1.5 Mts	
	For 6 Chairs = 2.0 Mts	
	For 8 Chairs = 2.5 Mts	
	For 10 Chairs = 3.0 Mts	
	*Pattern Matching Extra fabric required	







Made In Australia Using Imported Components | Chair Frame: Solid American Oak Timber, Seat Board: MDF

		L.2000 × W.1000 × H.750	OS2000
	Coffee	L.1200 × W.600 × H.560 *Available in Oak, Ivory, Matt-White & Matt-Black	OS1200
	Lamp	L.600 × W.600 × H.560 LIMITED STOCK *Available in Oak & all stains	OS600




Made In Australia Using Imported Components | Table & Occasional: Solid American Oak Timber Veneer top

***All products are available in all stains**

FULLY IMPORTED PRODUCTS - 12 Months Warranty (PRODUCTS TO CLEAR)

Range	Description	Code
 <p style="text-align: right;">Latina</p>	<p style="text-align: center;">H.1065 × W.465 × D.580 × SH.485</p> <p>Solid timber with chocolate PU vinyl & Nutmeg Stained Legs</p> <p>*Available only as shown</p>	2194EPU
 <p style="text-align: right;">Sheba</p>	<p style="text-align: center;">H.970 × W.480 × D.610 × SH.485</p> <p>Solid timber with chocolate PU vinyl & Nutmeg Stained Legs</p> <p>*Available only as shown</p>	2214EPU
 <p style="text-align: right;">Chelsea C10</p>	<p style="text-align: center;">H.998 × W.590 × D.460 × SH.470</p> <p>Solid Timber with Brown Leather Cover & Chocolate Stained Legs</p> <p>*Available only as shown</p>	C10
 <div style="border: 2px solid red; padding: 5px; display: inline-block; color: red; font-weight: bold;">LIMITED STOCK</div> <p style="text-align: right;">Winston</p>	<p style="text-align: center;">H.960 × W.460 × D.565 × SH.485</p> <p>Solid Timber with Brown Leather & Natural stained Legs</p> <p>*Available only as shown</p>	WIN100
  <p style="text-align: right;">Metro</p>	<p style="text-align: center;">H.935 × W.450 × D.500 × SH.460</p> <p>Solid Timber with fabric cover & Chocolate stained frame</p> <p>*Available only as shown</p>	MET200CH

Londra Table & Occasional

Range	Description	Code
	<p style="text-align: center;">L.1800 × W.1000 × H.760</p>	LONDRA1800
	<p>Solid Timber Veneer top</p> <p>*Available in Chocolate only</p>	
	<p>Coffee</p> <p style="text-align: center;">L.900 × W.900 × H.560</p>	LONDRA900
	<p>Solid Timber Veneer top</p> <p>*Available in Chocolate only</p>	
	<p>Lamp</p> <p style="text-align: center;">L.600 × W.600 × H.560</p>	LONDRA600
	<p>Solid Timber Veneer top</p> <p>*Available in Chocolate only</p>	

COMPANY REPRESENTATIVES

STATE	NAME	MOBILE NO.	FAX NUMBER
VIC (Melb - Metro)	Bernie Maher (Marofurn Agencies)	0428 146 648	(03) 9576 5369
VIC (Country)	Jo Burckhardt (Jaybee Agencies) email: jburckhardt@optusnet.com.au	0418 553 473	(03) 9873 4682
ACT (Southern N.S.W)	Kaine Miers (Kentbrooke) email: kainemiers@optusnet.com.au	0438 642 159	(02) 6299 9955
NSW (Sydney - Metro)	Nick Hoare (Universal Agencies) email: njhoare@me.com	0400 400 143	
NSW (Newcastle/Central Coast)	Merv Sherring email: mjsherring@yahoo.com.au	0408 680 605	
NSW (North & North West)	Andrew Thirkettle (Furniture Agency Pty Ltd) email: furnitureagency@optusnet.com.au	0412 533 974	(02) 4945 1475
QLD	Darren Barber (PEB Agencies) email: darrenbarber@pebagencies.com.au	0418 745 686	(07) 3822 4698
S.A.	Trevor Parham (Macpar) email: macpar@bigpond.com.au	0418 836 228	(08) 8377 0008
TAS	Russell Neil email: r.neil@optusnet.com.au	0412 496 197	(03) 5242 8479
WA	SUNDOWN FURNITURE email: sundown@sf.com.au	(03) 8368 2255	(03) 8368 2277

Established since 1983

SUNDOWN
FURNITURE

CASUAL - FINE DINING - ENTERTAINMENT - OCCASIONAL

postal address:

Sundown Furniture
P.O. Box 391
Sunshine Victoria 3020

office address:

23-31 Bliss Court,
Derrimut, Victoria, 3030
AUSTRALIA
phone. +61 3 8368 2255
facsimile. +61 3 8368 2277
email. sundown@sf.com.au
web. www.sf.com.au