



CASUAL - FINE DINING - ENTERTAINMENT - OCCASIONAL

*postal address:*

**Sundown Furniture  
P.O. Box 391  
Sunshine Victoria 3020**

*office address:*

**23-31 Bliss Court,  
Derrimut, Victoria, 3030  
AUSTRALIA  
phone. +61 3 8368 2255  
facsimile. +61 3 8368 2277  
email. [sundown@sf.com.au](mailto:sundown@sf.com.au)  
web. [www.sf.com.au](http://www.sf.com.au)**



CASUAL - FINE DINING - ENTERTAINMENT - OCCASIONAL





For over 20 years we at Sundown Furniture have earned a reputation for supplying the industry with quality, reliable and affordable lifestyle solutions, such as Dining, Buffet & Hutches, Wall Units, Entertainment Units, Crystal Units and Occasional furniture.

This has been achieved through the support and endless efforts provided by staff. Within this catalogue we feature select items from an extensive range of 5,000 combinations which are available.

Our large range covers a broad consumer demographic with designs that are tailored to compliment your taste from traditional to contemporary. Sundown is the first choice with retailers for its service and support.



CASUAL - FINE DINING - ENTERTAINMENT - OCCASIONAL

index

lifestyle selections

- 06. **oscar** 7pce leather dining setting, entertainment unit and buffet
- 07. **oscar** 7pce dining setting, buffet, occasionals and entertainment unit
- 08. **oslo** 7pce dining setting and buffet
- 09. **oslo** suite and occasionals
- 10. **madison** 7pce dining setting, buffet and occasionals
- 10. **vogue** plasma unit
- 11. **vogue** buffet, plasma and entertainment units
- 12. **vogue** 7pce dining setting, buffet and occasionals
- 12. **mira** breakfast stools
- 13. **vogue** 5pce dining and entertainment units
- 13. **vogue** 7pce extension dining and entertainment unit
- 14. **chelsea** 7pce dining settings and occasionals
- 15. **chelsea** 7pce and 9pce dining settings
- 16. **metro** 7pce dining setting
- 17. **vogue** modulares & plasma unit
- 18. **winston** 7pce dining setting and buffet & hutch
- 18. **chelsea** 5pce dining setting
- 18. **vogue** 5pce extension dining setting
- 19. **vogue** entertainment and plasma units
- 20. **sorrento** 2pce leather sofa set and chelsea coffee table
- 20. **monash** 2pce leather sofa set and chelsea coffee table
- 21. **maldon** 2pce leather sofa set and chelsea coffee table
- 21. **recliner lounge** 3pce leather recliner sofa set
- 21. **logan** ergonomic bed

traditional selections

- 22. **classic** occasionals
- 23. **classic/vada/mira** 7pce extension dining setting and buffet & hutch
- 23. **classic/carol/mira** 5pce extension dining setting and buffet & hutch
- 23. **classic** 6' buffet & hutch
- 24. **classic** entertainment units, crystal cabinets and buffet & hutch
- 25. **classic** 6' buffet & hutch
- 26. **louis/vada/caringdale** 7pce extension dining setting and buffet & hutch
- 26. **louis** plasma units
- 27. **classic/vada/mia** 9pce extension dining setting and buffet & hutch
- 27. **classic** 4'6" x 2 door and 6' x 3 door buffets
- 28. **louis** entertainment units and crystal cabinets
- 28. **regal** 4'6" buffet & hutch
- 29. **regal/vada/darcey** 7pce extension dining setting and buffet & hutch
- 29. **louis** 4'6" and 6' buffet & hutches

- 30. **carol/casey** 5pce extension dining setting
- 30. **vada/homestead** 5pce extension dining setting
- 30. **vada/venice** 5pce extension dining setting
- 31. **louis/lucy/casey** 7pce extension dining setting and buffet & Hutch
- 32. **vada/darcey** 9pce extension dining setting
- 32. **darcey/vada/geneva** 7pce extension dining setting and darcy unit
- 33. **vada/mia** 9pce extension dining setting
- 33. **vada/manhattan** 5pce extension dining setting
- 33. **vada/metro** 5pce extension dining setting
- 34. **sarah/lucy/rita** 7pce extension dining setting and buffet & hutch
- 34. **sarah** 3' and 6' buffets
- 35. **regal/lucy/caringdale** 7pce extension dining setting and buffet & hutch
- 35. **lucy/casey** 7pce extension dining setting
- 35. **chelsea/manhattan** 7pce dining setting
- 36. **vada/metro** 7pce extension dining setting
- 36. **vada/casey** extension dining setting
- 36. **vada/geneva** extension dining setting
- 37. **vada/manhattan** 7pce extension dining setting
- 37. **vada/tuscan** extension dining setting
- 37. **vada/casey** extension dining setting
- 38. **vada/venice** 5pce extension dining setting
- 38. **vada/geneva** extension dining setting
- 38. **vada/metro** extension dining setting
- 39. **ambassador/mia** 5pce extension dining setting
- 39. **vada/manhattan** extension dining setting
- 39. **vada/oliver** extension dining setting
- 40. **carol/venice** 5pce extension dining setting
- 40. **carol/geneva** extension dining setting
- 40. **carol/tuscan** extension dining setting
- 41. **vada/venice** 7pce extension dining setting
- 41. **carol/darcey** extension dining setting
- 41. **carol/oliver** extension dining setting
- 42. **vada/homestead** 7pce extension dining setting
- 42. **vada/mia** 7pce extension dining setting
- 43. **ambassador/casey** 5pce extension dining setting
- 43. **ambassador/manhattan** 5pce extension dining setting
- 44. **vada/oliver** 7pce extension dining setting
- 44. **vada/metro** extension dining setting
- 44. **vada/venice** extension dining setting
- 45. **sundown chair selections** from pages 45>54

# *lifestyle*

## SUNDOWN LIFESTYLE SELECTIONS

Contemporary in design, Sundown Lifestyle selections are manufactured using the finest grade timbers, veneers and upholstery. Featuring European inspired designs that are compact with hard geometric lines for a modern look and feel.



04. SUNDOWNFURNITURE



**OSLO SUITE**  
new european inspired designs, see pages 8 & 9 for details.

SUNDOWNFURNITURE 05.





**OSCAR 7PCE LEATHER DINING.** CODE **OS7P**  
american solid oak with upholstered leather seats  
**TABLE.** CODE **OS2000** L.2000 x W.1000 x H.750 **CHAIR.** CODE **OS470** H.1000 x W.510 x D.520 x SH.470  
*\*available in all stains and fabrics.*



**OSCAR ENTERTAINMENT UNIT.** CODE **OS1300**  
american solid oak enriched with natural timber veneers  
W.1300 x D.450 x H.600 centre cavity W.495 x H.140 (3)  
*\*available in all stains.*



**OSCAR BUFFET.** CODE **OS1535**  
american solid oak enriched with natural timber veneers  
W.1535 x D.450 x H.850  
*\*available in all stains.*



**OSCAR 7PCE DINING SETTING** CODE **OS7P**  
american solid oak with upholstered seats  
**TABLE** CODE **OS2000** L.2000 x W.1000 x H.750 **CHAIR** CODE **OS470** H.1000 x W.510 x D.520 x SH.470  
**BUFFET** CODE **OS1535** W.1535 x D.450 x H.850 *\*available in all stains and fabrics.*



**OSCAR OCCASIONALS**  
american solid oak timbers *\*available in all stains.*  
**COFFEE TABLE** CODE **OS1200** L.1200 x W.600 x H.460  
**LAMP TABLE** CODE **OS600** L.600 x W.600 x H.560



**OSCAR ENTERTAINMENT UNIT** CODE **OS1300**  
W.1300 x D.450 x H.600 centre cavity W.495 x H.140 (3)  
entertainment unit shown with oscar coffee and lamp tables  
*\*available in all stains.*



**OSLO 7PCE DINING**  
european inspired design

**OSLO TABLE**  
code **OSLO1800**  
L.1800 x W.1000 x H.750

**OSLO CHAIR**  
code **OSLO480**  
H.960 x W.480 x D.520 x  
SH.470

*\*available in all stains.*



**OSLO DINING SETTING**  
european inspired design

**OSLO BUFFET**  
code **OSLO1500**  
L.1500 x W.450 x H.850

**OSLO TABLE**  
code **OSLO1800**  
L.1800 x W.1000 x H.750

**OSLO CHAIR**  
code **OSLO480**  
H.960 x W.480 x D.520 x  
SH.470

*\*available in all stains.*



**OSLO SUITE**  
european inspired design

**OSLO ENTERTAINMENT UNIT**  
code **OSLO1300**  
L.1300 x W.450 x H.600

**OSLO BOOK CASE**  
code **OSLO1830**  
L.810 x W.350 x H.1830

**OSLO BUFFET**  
code **OSLO1500**  
L.1500 x W.450 x H.850

**OSLO TABLE**  
code **OSLO1800**  
L.1800 x W.1000 x H.750

**OSLO CHAIR**  
code **OSLO480**  
H.960 x W.480 x D.520 x  
SH.470

*\*available in all stains.*



**OSLO OCCASIONALS**  
european inspired design

**OSLO COFFEE TABLE**  
code **OSLO1200**  
L.1200 x W.600 x H.460

**OSLO LAMP TABLE**  
code **OSLO610**  
L.610 x W.610 x H.560

*\*available in all stains.*







**MADISON 7PC DINING SETTING**

table manufactured from 25mm MDF timber veneer, chairs manufactured from birch timber with bycast leather upholstery

**TABLE.** code **M1790** L.1790 x D.1040 x H.750 **CHAIR.** code **M1005** H.1005 x W.510 x D.630 x SH.470

**VOGUE BUFFET.** code **V1746TD** W.1750 x D.445 x H.890 *\*table and buffet available in all stains. \*chair only available as shown.*



**MADISON OCCASIONALS**

manufactured from 25mm MDF timber veneer

**COFFEE TABLE.** code **M890** W.890 x D.890 x H.420

**COFFEE TABLE.** code **M1190** W.1190 x D.590 x H.420

**LAMP TABLE.** code **M590** W.590 x D.590 x H.420

*\*available in all stains.*



**VOGUE PLASMA UNIT.** code **V1790T**

made from 25mm MDF timber veneer

W.1790 x D.580 x H.590 centre cavity W.800 x H.450

*\*available in all stains. \*also available with frosted glass outer doors or drawers.*



**VOGUE BUFFET** code **V1746TD**

manufactured from 25mm MDF timber veneer

W.1750 x D.445 x H.890

*\*available in all stains. \*also available with frosted glass outer doors (see page 18)*



**VOGUE PLASMA UNIT** code **V1790D**

manufactured from 25mm MDF timber veneer

W.1790 x D.580 x H.590 **centre cavity** W.800 x H.450

*\*available in all stains. \*also available with frosted glass outer doors or timber doors.*



**VOGUE ENTERTAINMENT UNIT** code **V815**

made from 25mm MDF timber veneer suit TV's up to 960w x 590h

W.2020 x D.580 x H.1405

*\*available in all stains.*





**VOGUE 7PCE DINING SETTING & BUFFET**  
**TABLE.** code **V1790** L.1790 x W.890 x H.750 **MIRA CHAIR.** code **MIRA-T** H.875 x W.450 x D.550 x SH.500  
**VOGUE BUFFET.** code **V1746TD** W.1750 x D.444 x H.890  
*\*available in all stains and fabrics.*



**VOGUE OCCASIONALS**  
**COFFEE TABLE.** code **V890** L.890 x W.890 x H.420  
**COFFEE TABLE.** code **V1190** L.1190 x W.590 x H.420  
**LAMP TABLE.** code **V590** L.590 x W.590 x H.420  
*\*available in all stains.*



**MIRA BREAKFAST STOOLS.** code **MIRASTB**  
solid timber frame  
H.990 x W.450 x D.480 x SH.710  
*\*available in all stains and fabrics.*

**VOGUE 5PCE  
WHITE WASH DINING &  
ENTERTAINMENT UNIT**  
manufactured from  
solid timber with  
upholstered chairs.

**TABLE** code **V1790**  
L.1790 x W.890 x H.750

**MIRA CHAIR** code **MIRA-T**  
H.875 x W.450 x D.550 x  
SH.500

**ENTERTAINMENT UNIT**  
code **V815W**  
W.2020 x D.580 x H.1405  
*\*available in all stains and fabrics.*



**VOGUE 7PCE BEECH EXT. DINING & ENTERTAINMENT UNIT**  
**EXTENSION TABLE** code **V1340E** L.1340 > 1790 x W.890 x H.750  
**MIRA CHAIR** code **MIRA-T** H.875 x W.450 x D.550 x SH.500  
**ENTERTAINMENT UNIT** code **V815N** W.2020 x D.580 x H.1405  
*\*available in all stains and fabrics.*



**VOGUE 5PCE CHOCOLATE EXT. DINING & ENTERTAINMENT UNIT**  
**EXTENSION TABLE** code **V1340E** L.1340 > 1790 x W.890 x H.750  
**MIRA CHAIR** code **MIRA-T** H.875 x W.450 x D.550 x SH.500  
**ENTERTAINMENT UNIT** code **V815** W.2020 x D.580 x H.1405  
*\*available in all stains and fabrics.*





**CHELSEA DINING TABLE**  
made from solid hardwood with MDF timber veneer top  
**TABLE. code C100** L.1790 x W.1040 x H.750  
**TABLE. code C102** L.2090 x W.1040 x H.750  
**TABLE. code C104** L.2390x W.1040 x H.750  
**TABLE. code C106** L.1790 x W.890 x H.750  
**TABLE. code C108** L.1490 x W.890 x H.750  
**TABLE. code C110** L.1190 x W.890x H.750  
**SQUARE TABLE. code C112** L.1190 x W.1190 x H.750  
**SQUARE TABLE. code C114** L.1490 x W.1490 x H.750  
*\*available in all stains.*



**CHELSEA OCCASIONALS**  
made from solid hardwood with MDF timber veneer top  
**LAMP TABLE. code C148** W.590 x D.590 x H.420  
**COFFEE TABLE. code C144** W.890 x D.890 x H.420  
**COFFEE TABLE. code C146** W.1190 x D.590 x H.420  
*\*available in all stains.*



**CHELSEA 7PCE DINING SETTING. code C136**  
hardwood/MDF timber veneer table, chairs made from solid timber  
**TABLE. code C100** L.1790 x W.1040 x H.750  
**CHAIR. code C14** H.998 x W.590 x D.460 x SH.470  
*\*available in all stains except Honey, Natural, White Wash and Silver Grey, available in all fabrics.*



**CHELSEA 7PCE LEATHER DINING SETTING. code C138**  
hardwood/MDF timber veneer table, chairs made from solid timber  
**TABLE. code C100** L.1790 x W.890 x H.750  
**CHAIR. code C10** H.998 x W.590 x D.460 x SH.470  
*\*available only as shown.*



**CHELSEA/MANHATTAN 7PCE DINING code MAN138/7**  
hardwood/MDF timber veneer table, chairs made from solid timber  
**CHELSEA TABLE code C100** L.1790 x W.1040 x H.750  
**MANHATTAN CHAIR code MAN100** H.900 x W.470 x D.460 x sh.470  
*\*available in all stains except Honey, Natural, White Wash and Silver Grey, available in all fabrics.*



**CHELSEA 9PCE SQUARE LEATHER DINING code C152**  
hardwood/MDF timber veneer table, chairs made from solid timber  
**CHELSEA TABLE code C114** L.1490 x W.1490 x H.750  
**CHELSEA CHAIR code C10** H.998 x W.590 x D.460 x SH.470  
*\*available only as shown.*



**CHELSEA/LONDRA 7PCE LEATHER DINING code L138/7**  
hardwood/MDF timber veneer table, chairs made from solid timber  
**CHELSEA TABLE code C100** L.1790 x W.1040 x H.750  
**LONDRA CHAIR code LONDRA** H.998 x W.590 x D.460 x SH.470  
*\*available only as shown.*



**CHELSEA/MADISON 7PCE LEATHER DINING code M138/7**  
hardwood/MDF timber veneer table, chairs made from solid timber  
**CHELSEA TABLE code C100** L.1790 x W.1040 x H.750  
**MADISON CHAIR code M1005** H.1005x W.510 x D.620 x SH.480  
*\*available only as shown.*





**METRO 7PCE DINING SETTING.** CODE ME7PDIY  
manufactured from solid timber  
**LOGAN TABLE.** CODE LO1800 L.1800 x W.1000 x H.750 **METRO CHAIR.** CODE MET200 H.935 x W.450 x D.500 x SH.460  
*\*available only in container lots, maximum of three stains, assorted chairs, must be a minimum of 20 settings in each colour and choice of one fabric - for direct shipping K.D.*



**METRO CHAIR.** CODE MET200  
made from solid timber with upholstered seat  
H.935 x W.450 x D.500 x SH.460



**CASEY CHAIR.** CODE CAS100  
made from solid timber with upholstered seat  
H.965 x W.440 x D.535 x SH.470



**MANHATTAN CHAIR.** CODE MAN100  
made from solid timber with upholstered seat  
H.900 x W.470 x D.460 x SH.470

**VOGUE MODULARS**  
mix and match  
with the Vogue Plasma  
Entertainment unit to  
create your own wall  
of entertainment and  
storage. Manufactured  
from 25mm MDF  
timber veneer.

**UNIT A** CODE V10400T  
W.520 x D.445 x H.1040

**UNIT B** CODE V12900T  
W.520 x D.445 x H.1385

**UNIT C** CODE V1490BD  
W.520 x D.445 x H.1610

**UNIT D** CODE V1490BT  
W.520 x D.445 x H.1610

*\*available in all stains.*



**VOGUE PLASMA ENTERTAINMENT UNIT** CODE V365H  
manufactured from 25mm MDF timber veneer  
W.1490 x D.580 x H.365 + 150  
*\*available in all stains.*





**WINSTON 7PC DINING SETTING**  
solid timber table with MDF veneer top, chairs manufactured from solid timber with upholstered seats  
**TABLE.** code **C100** L.1790 x W.1040 x H.750 **WINSTON CHAIR.** code **WIN100** H.960 x W.460 x D.565 x SH.485  
**VOGUE BUFFET.** code **V1746GD** W.1750 x D.445 x H.890  
*\*dining setting available only as shown, buffet available in all stains.*



**CHELSEA BEECH 5PC DINING SETTING**  
solid timber table with MDF veneer top, chairs manufactured from solid timber with upholstered seats  
**TABLE.** code **C110** L.1190 x W.890 x H.750  
**MIRA CHAIR.** code **MIRA-T** H.875 x W.450 x D.550 x SH.500  
*\*available in all stains and fabrics.*



**VOGUE WHITE WASH 5PC EXTENSION DINING SETTING**  
solid timber table with MDF veneer top, chairs manufactured from solid timber with upholstered seats  
**EXTENSION TABLE.** code **V1340E** L.1340 > 1790 x W.890 x H.750  
**MIRA CHAIR.** code **MIRA-T** H.875 x W.450 x D.550 x SH.500  
*\*available in all stains and fabrics.*



**VOGUE ENTERTAINMENT UNIT** code **V810**  
manufactured from 25mm MDF timber veneer  
W.1490 x D.580 x H.1405  
*\*available in all stains.*



**VOGUE ENTERTAINMENT UNIT** code **V830**  
manufactured from 25mm MDF timber veneer  
W.2530 x D.580 x H.1610  
*\*available in all stains.*



**VOGUE PLASMA ENTERTAINMENT UNIT** code **V2090D**  
manufactured from 25mm MDF timber veneer  
W.2090 x D.580 x H.590  
*\*available in all stains.*



**VOGUE PLASMA ENTERTAINMENT UNIT** code **V840**  
manufactured from 25mm MDF timber veneer  
W.2530 x D.580 x H.1610  
*\*available in all stains.*



**SORRENTO 2PCE  
LEATHER SOFA SET**  
code **8847**

luxurious soft leather  
3 and 2 seater sofas.

**3 SEATER**  
W.2180 x D.950 x H.920

**2 SEATER**  
W.1660 x D.950 x H.920

**COFFEE TABLE**  
code **C144**

W.890 x D.890 x H.420

*\*available in colours Dark Brown,  
Beige and Off-White.*



**MONASH 2PCE  
LEATHER SOFA SET**  
code **2586**

luxurious soft leather  
3 and 2 seater sofas.

**3 SEATER**  
W.2080 x D.880 x H.900

**2 SEATER**  
W.1570 x D.880 x H.900

**COFFEE TABLE**  
code **C144**

W.890 x D.890 x H.420

*\*available in colours Brown,  
Beige and Off-White.*



**MALDON 2PCE LEATHER  
SOFA SET** code **H058**

luxurious soft brown leather  
sofas featuring highlight  
stitching.

**3 SEATER**  
W.2150 x D.1040 x H.960

**2 SEATER**  
W.1750 x D.1040 x H.960

**CHELSEA COFFEE TABLE**  
code **C144**

W.890 x D.890 x H.420

*\*available in brown (A12)  
& beige (260) leather.*



**LEATHER 3 PCE  
(3RR + 1R + 1R)  
RECLINER SUITE** code **A14**

luxurious soft leather  
3RR seater and 2 recliners.

code **5109 Burgundy**

code **802 Beige**

code **07161 Blue**

code **5108 Taupe**

**3 SEATER.**  
W.2080 x D.900 x H.1000

**RECLINER CHAIR.**  
W.980 x D.900 x H.1000



**LOGAN QUEEN SIZE BED**  
superior design with  
ergonomic slats for extra  
comfort and support,  
upholstered in a choice  
of black or brown leather.

**BROWN** code **B0012012**

**BLACK** code **B0015000**

L.2260 x W.1660 x H.1000





# traditional

## SUNDOWN TRADITIONAL SELECTIONS

Timeless designs, Sundown Classic selections are manufactured using the finest grade timbers, stains and upholstery. Some buffet & hutch models feature bevelled glass doors with leadlight designs for that classic look and feel.



**CLASSIC OCCASSIONAL**  
manufactured from MDF timber veneer  
**LAMP TABLE.** code C/244 L.590 x W.590 x H.415  
**COFFEE TABLE.** code C/240 L.900 x W.900 x H.415  
**COFFEE TABLE.** code C/242 L.1190 x W.590 x H.415  
*\*available in all stains.*



### CLASSIC/VADA/MIRA DINING SETTING

timber veneer buffet & hutch,  
table made from 25mm MDF  
timber veneer, chairs feature  
solid timber with  
upholstered seats.

**CLASSIC 6' BUFFET & HUTCH**  
W.1880 x D.480 x H.2068

**CLEAR GLASS DOOR**

code C/208GS

**DIAMOND LL DOOR**

code C/208GSLLD

**BEVELLED LL DOOR**

code C/208GSLLB

**VADA OVAL SINGLE**

**EXTENSION TABLE** code V/511

L.1640>2090 x W.1040 x H.750

**MIRA CHAIR** code MIRA-T

H.875 x W.450 x D.550 x SH.500

**MIRA STOOL** code MIRA-ST

H.990 x W.450 x D.480 x SH.700

*\*available in all stains and fabrics.*



### CLASSIC /CAROL/MIRA EXTENSION DINING SETTING

manufactured from MDF timber veneer

**BUFFET & HUTCH** W.1330 x D.480 x H.2068

**CLEAR GLASS DOOR** code C/200GS

**DIAMOND LL DOOR** code C/200GSLLD

**BEVELLED LL DOOR** code C/200GSLLB

**CAROL EXT. TABLE** code 318 L.1080>1530 x W.1080 x H.750

**MIRA CHAIR** code MIRA-T H.875 x W.450 x D.550 x SH.500

*\*available in all stains and fabrics.*



### CLASSIC 6' BUFFET & HUTCH

manufactured from MDF timber veneer

W.1880 x D.480 x H.2068

**CLEAR GLASS DOOR** code C/204GS

**DIAMOND LL DOOR** code C/204GSLLD

**BEVELLED LL DOOR** code C/204GSLLB

*\*available in all stains.*





**CLASSIC 4' ENTERTAINMENT UNIT.** CODE C/220  
manufactured from MDF timber veneer  
W.1130 x D.580 x H.1640  
tv cavity W.920 x D.530 x H.878  
video/dvd cavity W.920 x D.530 x H.300  
*\*available in all stains.*



**CLASSIC 6' ENTERTAINMENT UNIT**  
manufactured from MDF timber veneer  
W.1745 x D.580 x H.1350  
video or audio W.520 x D.530 x H.1100  
tv opening W.940 x D.530 x H.700  
*\*available in all stains.*

**CLEAR GLASS DOOR.** CODE C/222  
**DIAMOND LL DOOR.** CODE C/222LLD  
**BEVELLED LL DOOR.** CODE C/222LLB



**CLASSIC 5'x4' CRYSTAL CABINET**  
manufactured from MDF timber veneer  
W.1130 x D.495 x H.1640  
**CLEAR GLASS DOOR.** CODE C/212GS  
**DIAMOND LL DOOR.** CODE C/212GSLLD  
**BEVELLED LL DOOR.** CODE C/212GSLLB  
*\*available in all stains.*



**CLASSIC 6'x4' CRYSTAL CABINET**  
manufactured from MDF timber veneer  
W.1130 x D.495 x H.1830  
**CLEAR GLASS DOOR.** CODE C/214GS  
**DIAMOND LL DOOR.** CODE C/214GSLLD  
**BEVELLED LL DOOR.** CODE C/214GSLLB  
*\*available in all stains.*



**CLASSIC 4'6" BUFFET & HUTCH**  
manufactured from MDF timber veneer  
W.1330 x D.480 x H.2068  
**CLEAR GLASS DOOR.** CODE C/200GS  
**DIAMOND LL DOOR.** CODE C/200GSLLD  
**BEVELLED LL DOOR.** CODE C/200GSLLB  
*\*available in all stains.*

**CLASSIC 6' BUFFET & HUTCH**  
manufactured from  
MDF timber veneer  
W.1880 x D.480 x H.2068  
**CLEAR GLASS DOOR**  
CODE C/208GS  
**DIAMOND LL DOOR**  
CODE C/208GSLLD  
**BEVELLED LL DOOR**  
CODE C/208GSLLB  
*\*available in all stains.*



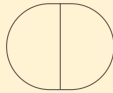


**LOUIS/VADA/CARINGDALE  
EXTENSION DINING SETTING**  
timber veneer buffet & hutch,  
table made from 25mm MDF  
timber veneer, chairs feature  
solid timber with upholstered  
seats and backs.

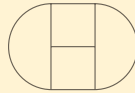
**LOUIS BUFFET & HUTCH**  
w.1945 x d.440 x h.2015  
**CLEAR GLASS DOOR**  
code L/316GS  
**DIAMOND LL DOOR**  
code L/316GSLLD  
**BEVELLED LL DOOR**  
code L/316GSLLB

**VADA OVAL SINGLE  
EXTENSION TABLE.** code V/511  
L.1640 > 2090 x W.1040 x H.750

**CARINGDALE CHAIR**  
code CAR300  
H.1010 x W.480 x D.510 x SH.490  
*\*available in all stains and fabrics  
except vinyl and leather.*



Vada Oval single extension  
table closed  
L.1640 x W.1040



Vada Oval single extension  
table open  
L.2090 x W.1040



**LOUIS PLASMA UNIT WITH DOORS.** code L/344  
manufactured from MDF timber veneer  
W.1730 x D.610 x H.695 centre cavity W.530 x H.540  
*\*available in all stains.*



**LOUIS PLASMA UNIT WITH DRAWERS.** code L/344DRW  
manufactured from MDF timber veneer  
W.1730 x D.610 x H.695 centre cavity W.530 x H.540  
*\*available in all stains.*

**CLASSIC/VADA/MIA  
EXTENSION DINING SETTING**  
timber veneer buffet & hutch,  
table made from 25mm  
MDF timber veneer, chairs  
feature solid timber with  
upholstered seats and backs.

**CLASSIC 6' BUFFET**  
W.1880 x D.480 x H.2068  
**CLEAR GLASS DOOR**  
code C/204GS  
**DIAMOND LL DOOR**  
code C/204GSLLD  
**BEVELLED LL DOOR**  
code C/204GSLLB

**VADA OVAL DOUBLE  
EXTENSION TABLE.** code V/513  
L.1900 > 2800 x W.1040 x H.750

**MIA CHAIR**  
code MIA  
H.1010x W.470 x D.470 x SH.490  
*\*available in all stains and fabrics  
except vinyl and leather.*



Vada Oval double extension  
table closed  
L.1900 x W.1040



Vada Oval double extension  
table open  
L.2800 x W.1040



**CLASSIC 4'6" TWO DOOR BUFFET** code C/202  
manufactured from MDF timber veneer  
W.1330 x D.480 x H.925  
*\*available in all stains.*



**CLASSIC 6' THREE DOOR BUFFET** code C/206  
manufactured from MDF timber veneer  
W.1880 x D.480 x H.925  
*\*available in all stains.*





**LOUIS 6' ENTERTAINMENT UNIT**  
manufactured from MDF timber veneer  
W.1735 x D.540 x H.1300  
tv cavity W.1010 x D.500 x H.740  
glass door cavity W.590 x D.520 x H.1140  
*\*available in all stains.*

**CLEAR GLASS DOOR.** CODE L/342  
**DIAMOND LL DOOR.** CODE L/342LLD  
**BEVELLED LL DOOR.** CODE L/342LLB



**REGAL 4'6" BUFFET & HUTCH**  
manufactured from MDF timber veneer  
W.1330 x D.440 x H.1930  
**CLEAR GLASS DOOR.** CODE REG4GS  
**DIAMOND LL DOOR.** CODE REG4GSLLD  
**BEVELLED LL DOOR.** CODE REG4GSLLB  
*\*available in all stains.*



**LOUIS CRYSTAL CABINET**  
manufactured from MDF timber veneer  
W.695 x D.440 x H.1300  
**CLEAR GLASS DOOR.** CODE L/332GS  
**DIAMOND LL DOOR.** CODE L/332GSLLD  
**BEVELLED LL DOOR.** CODE L/332GSLLB  
*\*available in all stains.*



**LOUIS CRYSTAL CABINET**  
manufactured from MDF timber veneer  
W.695 x D.440 x H.1300  
**CLEAR GLASS DOOR.** CODE L/336GS  
**DIAMOND LL DOOR.** CODE L/336GSLLD  
**BEVELLED LL DOOR.** CODE L/336GSLLB  
*\*available in all stains.*




**LOUIS 5'x4' CRYSTAL CABINET**  
manufactured from MDF timber veneer  
W.1110 x D.430 x H.1600  
**CLEAR GLASS DOOR.** CODE L/320GS  
**DIAMOND LL DOOR.** CODE L/320GSLLD  
**BEVELLED LL DOOR.** CODE L/320GSLLB  
*\*available in all stains.*

**REGAL/VADA/DARCEY  
EXTENSION DINING SETTING**  
manufactured from MDF  
timber veneer, chairs  
feature solid timber with  
upholstered seats.  
**REGAL 6' BUFFET & HUTCH**  
W.1760 x D.440 x H.1930  
**CLEAR GLASS DOOR**  
CODE 927GS  
**DIAMOND LL DOOR**  
CODE 927GSLLD  
**BEVELLED LL DOOR**  
CODE 927GSLLB

**VADA OVAL SINGLE  
EXTENSION TABLE** CODE V/511  
L.1640>2090 x W.1040 x H.750

**DARCEY CHAIR** CODE DARCEY  
H.965 x W.455 x D.545 x SH.470  
*\*buffet & hutch available in all stains.  
\*dining setting available in all stains  
except Honey, Natural, White Wash and  
Silver Grey, available in all fabrics.*



**LOUIS 6'6" BUFFET & HUTCH**  
manufactured from MDF timber veneer  
W.1945 x D.440 x H.2015  
**CLEAR GLASS DOOR** CODE L/308GS  
**DIAMOND LL DOOR** CODE L/308GSLLD  
**BEVELLED LL DOOR** CODE L/308GSLLB  
*\*available in all stains.*



**LOUIS 4'6" BUFFET & HUTCH**  
manufactured from MDF timber veneer  
W.1320 x D.440 x H.2015  
**CLEAR GLASS DOOR** CODE L/300GS  
**DIAMOND LL DOOR** CODE L300GSLLD  
**BEVELLED LL DOOR** CODE L300GSLLB  
*\*available in all stains.*



**LOUIS 6'6" BUFFET & HUTCH**  
manufactured from MDF timber veneer  
W.1945 x D.440 x H.2015  
**CLEAR GLASS DOOR** CODE L/316GS  
**DIAMOND LL DOOR** CODE L/316GSLLD  
**BEVELLED LL DOOR** CODE L/316GSLLB  
*\*available in all stains.*

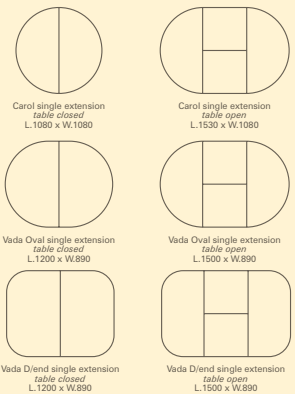


**CAROL/CASEY 5PCE  
EXTENSION DINING SETTING**  
table manufactured from  
hardwood with timber veneer  
top, chairs made from solid  
timber with upholstered seats.

**CAROL 42" SINGLE  
EXTENSION TABLE.** code **316**  
L.1080>1530 x W.1080 x H.750

**CASEY CHAIR.** code **CAS100**  
H.965 x W.440 x D.535 x SH.470

*\*dining setting available in all stains  
except Honey, Natural, White Wash and  
Silver Grey, available in all fabrics.*



**VADA/HOMESTEAD SINGLE EXTENSION 5PCE DINING SETTING**  
**VADA OVAL EXT. TABLE.** code **V/509** L.1200>1500 x W.890 x H.750  
**HOMESTEAD CHAIR.** code **HOME** H.965 x W.450 x D.430 x SH.475  
*\*available in all stains and fabrics.*



**VADA/VENICE SINGLE EXTENSION 5PCE DINING SETTING**  
**VADA D/END EXT. TABLE.** code **V/508** L.1200>1500 x W.890 x H.750  
**VENICE CHAIR.** code **105** H.890 x W.420 x D.500 x SH.490  
*\*available in all stains and fabrics.*



**LOUIS 4'6" BUFFET & HUTCH/LUCY/CASEY DINING SUITE**  
buffet & hutch made from MDF timber veneer, table manufactured  
from hardwood with timber veneer top, chairs made from solid timber  
with upholstered seats.

**LOUIS 4'6" BUFFET & HUTCH WITH DRAWERS.** W.1320 x D.440 x H.2015

**CLEAR GLASS DOOR** code **L/300GS**

**DIAMOND LL DOOR** code **L/300GSLD**

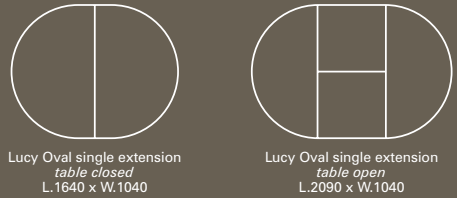
**BEVELLED LL DOOR** code **L/300GSLB**

**LUCY OVAL SINGLE EXTENSION TABLE** code **LUCY352** L.1640>2090 x D.1040 x H.750

**CASEY CHAIR** code **CAS100** H.965 x W.440 x D.535 x SH.470

*\*buffet & hutch available in all stains.*

*\*dining setting available in all stains except Honey, Natural, White Wash and Silver Grey, available in all fabrics.*



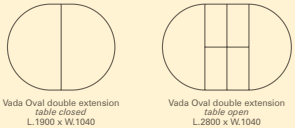


**VADA/DARCEY 9PCE  
EXTENSION DINING SETTING**  
table manufactured  
from MDF timber veneer,  
chairs made from  
solid timber with  
upholstered seats.

**VADA OVAL DOUBLE  
EXTENSION TABLE**  
code **V/513**  
L.1900>2800 x W.1040 x H.750

**DARCEY CHAIR.**  
code **DARCEY**  
H.965 x W.455 x D.545 x SH.470

*\*available in all stains except Honey,  
Natural, White Wash and Silver Grey,  
available in all fabrics.*



Vada Oval double extension  
table closed  
L.1900 x W.1040

Vada Oval double extension  
table open  
L.2800 x W.1040



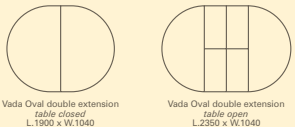
**DARCEY/VADA/GENEVA  
DINING SETTING**  
manufactured from MDF  
timber veneer, chairs  
feature solid timber with  
upholstered seats and backs.

**DARCEY 6' ENT/UNIT**  
code **DARCEY565**  
W.1830 x D.560 x H.1430

**VADA OVAL SINGLE  
EXTENSION TABLE.** code **V/512**  
L.1900>2350 x W.1040 x h.750

**GENEVA CHAIR.** code **GENEVA**  
H.930 x W.470 x D.520 x SH.480

*\*entertainment unit available in all stains.  
\*dining setting available in all stains  
except Honey, Natural, White Wash  
and Silver Grey, available in all fabrics  
except vinyl and leather.*



Vada Oval single extension  
table closed  
L.1900 x W.1040

Vada Oval single extension  
table open  
L.2350 x W.1040



**VADA/MIA 9PCE  
EXTENSION DINING SETTING**  
table manufactured  
from MDF timber veneer,  
chairs made from solid  
timber with upholstered  
seats and backs.

**VADA OVAL DOUBLE  
EXTENSION TABLE**  
code **V/513**  
L.1900>2800 x W.1040 x H.750

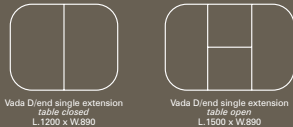
**MIA CHAIR** code **MIA**  
H.1010 x W.470 x D.470 x  
SH.490

*\*available in all stains and fabrics  
except vinyl and leather.*



Vada Oval double extension  
table closed  
L.1900 x W.1040

Vada Oval double extension  
table open  
L.2800 x W.1040



Vada Oval single extension  
table closed  
L.1900 x W.890

Vada Oval single extension  
table open  
L.1500 x W.890



**VADA/MANHATTAN 5PCE EXTENSION DINING SETTING**  
**VADA SINGLE EXT. TABLE** code **V/508** L.1200>1500 x W.890 x h.750  
**MANHATTAN CHAIR** code **MAN100** H.900 x W.470 x D.460 x SH.470  
*\*available in all stains except Honey, Natural, White Wash and Silver Grey,  
available in all fabrics.*



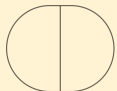
**VADA/METRO 5PCE EXTENSION DINING SETTING**  
**VADA SINGLE EXT. TABLE** code **V/508** L.1200>1500 x W.890 x h.750  
**METRO CHAIR** code **MET200** H.935 x W.450 x D.500 x SH.460  
*\*available in all stains except Honey, Natural, White Wash and Silver Grey,  
available in all fabrics.*



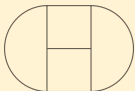
**SARAH/LUCY/RITA  
DINING SETTING**  
table manufactured  
from MDF timber veneer,  
chairs made from solid  
timber with upholstered  
seats and backs.

**SARAH 6' BUFFET & HUTCH**  
W.1780 x D.440 x H.2080  
**CLEAR GLASS DOOR**  
code **S144GS**  
**DIAMOND LL DOOR**  
code **S144GSLLD**  
**BEVELLED LL DOOR**  
code **S144GSLLB**

**LUCY OVAL SINGLE  
EXTENSION TABLE**  
code **LUCY352**  
L.1640>2090 x W.1040 x H.750  
**RITA CHAIR** code **RITA**  
H.1000 x W.500 x D.450 x SH.490  
*\*available in all stains and fabrics  
except vinyl and leather.*



Lucy Oval single extension  
table closed  
L.1640 x W.1040



Lucy Oval single extension  
table open  
L.2090 x W.1040



**SARAH 3' BUFFET.** code **S141**  
manufactured from 25mm timber veneer  
W.900 x D.440 x H.950  
*\*available in all stains.*



**SARAH 6' BUFFET.** code **S145**  
manufactured from 25mm timber veneer  
W.1760 x D.440 x H.950  
*\*available in all stains.*

**REGAL/LUCY/CARINGDALE  
DINING SETTING**  
table manufactured  
from MDF timber veneer,  
chairs made from solid  
timber with upholstered  
seats and backs.

**REGAL BUFFET & HUTCH**  
W.1330 x D.440 x H.1930  
**CLEAR GLASS DOOR**  
code **926GSCLR**  
**DIAMOND LL DOOR**  
code **926GSLLD**  
**BEVELLED LL DOOR**  
code **926GSLLB**

**LUCY OVAL SINGLE  
EXTENSION TABLE**  
code **LUCY352**  
L.1640>2090 x W.1040 x H.750  
**CARINGDALE CHAIR** code **CAR300**  
H.1010 W.480 x D.510 x SH.490  
*\*available in all stains and fabrics  
except vinyl and leather.*



Lucy Oval single extension  
table closed  
L.1640 x W.1040



Lucy Oval single extension  
table open  
L.2090 x W.1040



**LUCY/CASEY 7PCE EXTENSION DINING SETTING**  
**LUCY EXT. TABLE** code **LUCY352** L.1640>2090 x W.1040 x H.750  
**CASEY CHAIR** code **CAS100** H.965 x W.440 x D.535 x SH.470  
*\*available in all stains except Honey, Natural, White Wash and Silver Grey,  
available in all fabrics.*



**CHELSEA/MANHATTAN 7PCE DINING SETTING**  
**CHELSEA TABLE** code **C100** w.1790 x d.1040 x h.750  
**MANHATTAN CHAIR** code **MAN100** H.900 x W.470 x D.460 x SH.470  
*\*available in all stains except Honey, Natural, White Wash and Silver Grey,  
available in all fabrics.*

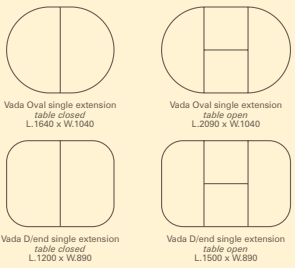


**VADA/METRO 7PCE  
EXTENSION DINING SETTING**  
table manufactured from  
MDF timber veneer, chairs  
made from solid timber with  
upholstered seats.

**VADA OVAL SINGLE  
EXTENSION TABLE**  
code **V/511**  
L.1640 > 2090 x W.1040 x H.750

**METRO CHAIR**  
code **MET200**  
H.935 x W.450 x D.500 x SH.460

*\*available in all stains except Honey,  
Natural, White Wash and Silver Grey,  
available in all fabrics.*



**VADA/CASEY  
EXT. DINING SETTING**  
table manufactured  
from MDF timber  
veneer, chairs made  
from solid timber with  
upholstered seats.

**VADA D/END SINGLE  
EXTENSION TABLE**  
code **V/508**  
L.1200 > 1500 x W.890 x  
H.750

**CASEY CHAIR**  
code **CAS100**  
H.965 x W.440 x D.535 x  
SH.470

*\*available in all stains except  
Honey, Natural, White Wash and  
Silver Grey, available in all fabrics.*



**VADA/GENEVA  
EXT. DINING SETTING**  
table manufactured  
from MDF timber veneer,  
chairs made from solid  
timber with upholstered  
seats and backs.

**VADA D/END SINGLE  
EXTENSION TABLE**  
code **V/508**  
L.1200 > 1500 x W.890 x  
H.750

**GENEVA CHAIR**  
code **GENEVA**  
H.930 x W.470 x D.520 x  
SH.480

*\*available in all stains except  
Honey, Natural, White Wash  
and Silver Grey, available  
in all fabrics except  
leather & vinyl.*

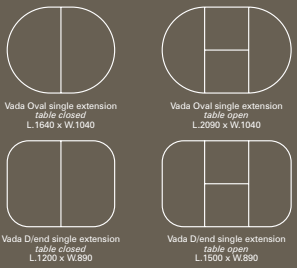


**VADA/MANHATTAN 7PCE  
EXTENSION DINING SETTING**  
table manufactured from  
MDF timber veneer, chairs  
made from solid timber with  
upholstered seats.

**VADA OVAL SINGLE  
EXTENSION TABLE**  
code **V/511**  
L.1640 > 2090 x W.1040 x H.750

**MANHATTAN CHAIR**  
code **MAN100**  
H.900 x W.470 x D.460 x SH.470

*\*available in all stains except Honey,  
Natural, White Wash and Silver Grey,  
available in all fabrics.*



**VADA/TUSCAN  
EXT. DINING SETTING**  
table manufactured  
from MDF timber  
veneer, chairs made  
from solid timber with  
upholstered seats.

**VADA D/END SINGLE  
EXTENSION TABLE**  
code **V/508**  
L.1200 > 1500 x W.890 x  
H.750

**TUSCAN CHAIR.**  
code **TUSCAN**  
H.1020 x W.470 x D.480 x  
SH.480

*\*available in all stains except  
Honey, Natural, White Wash and  
Silver Grey, available in all fabrics.*



**VADA/CASEY  
EXT. DINING SETTING**  
table manufactured  
from MDF timber  
veneer, chairs made  
from solid timber with  
upholstered seats.

**VADA D/END SINGLE  
EXTENSION TABLE**  
code **V/508**  
L.1200 > 1500 x W.890 x  
H.750

**CASEY CHAIR**  
code **CAS100**  
H.965 x W.440 x D.535 x  
SH.470

*\*available in all stains except  
Honey, Natural, White Wash and  
Silver Grey, available in all fabrics.*



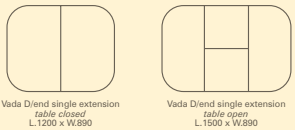


**VADA/VENICE 5PCE  
EXTENSION DINING SETTING**

table and chairs  
manufactured from  
MDF timber veneer,  
with upholstered seats  
and backs.

**VADA D/END SINGLE  
EXTENSION TABLE**  
CODE **V/508**  
L.1200>1500 x W.890 x H.750

**VENICE CHAIR**  
CODE **105**  
H.890 x W.420 x D.500 x SH.490  
*\*available in all stains, and fabrics.*



**VADA/GENEVA  
EXT. DINING SETTING**  
table manufactured  
from MDF timber veneer,  
chairs made from solid  
timber with upholstered  
seats and backs.

**VADA D/END SINGLE  
EXTENSION TABLE**  
CODE **V/508**  
L.1200>1500 x W.890 x  
H.750

**GENEVA CHAIR**  
CODE **GENEVA**  
H.930 x W.470 x D.520 x  
SH.480

*\*available in all stains except  
Honey, Natural, White Wash  
and Silver Grey, available  
in all fabrics except  
leather & vinyl.*



**VADA/METRO  
EXT. DINING SETTING**  
table manufactured  
from MDF timber  
veneer, chairs made  
from solid timber with  
upholstered seats.

**VADA D/END SINGLE  
EXTENSION TABLE**  
CODE **V/508**  
L.1200>1500 x W.890 x  
H.750

**METRO CHAIR**  
CODE **MET200**  
H.935 x W.450 x D.500 x  
SH.460

*\*available in all stains except  
Honey, Natural, White Wash and  
Silver Grey, available in all fabrics.*



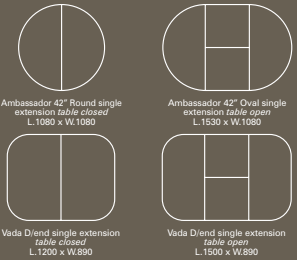
**AMBASSADOR/MIA 5PCE  
EXTENSION DINING SETTING**

table manufactured from  
pine with MDF timber veneer  
top, chairs made from  
solid timber with upholstered  
seats and backs.

**AMBASSADOR 42" SINGLE  
EXTENSION TABLE**  
CODE **218**  
L.1080>1530 x W.1080 x H.750

**MIA CHAIR**  
CODE **MIA**  
H.1010x W.470 x D.470 x  
SH.490

*\*table and chairs available in all  
stains, chairs available in all fabrics  
except leather & vinyl.*



**VADA/MANHATTAN  
EXT. DINING SETTING**  
table manufactured from  
MDF timber veneer,  
chairs made from  
solid timber with  
upholstered seats.

**VADA D/END SINGLE  
EXTENSION TABLE**  
CODE **V/508**  
L.1200>1500 x W.890 x  
H.750

**MANHATTAN CHAIR**  
CODE **MAN100**  
H.900 x W.470 x D.460 x  
SH.470

*\*available in all stains except  
Honey, Natural, White Wash and  
Silver Grey, available in all fabrics.*



**VADA/OLIVER  
EXT. DINING SETTING**  
table manufactured from  
MDF timber veneer,  
chairs made from  
solid timber with  
upholstered seats.

**VADA D/END SINGLE  
EXTENSION TABLE**  
CODE **V/508**  
L.1200>1500 x W.890 x  
H.750

**OLIVER CHAIR**  
CODE **OLIVER**  
H.950 x W.450 x D.530 x  
SH.470

*\*available in all stains except  
Honey, Natural, White Wash and  
Silver Grey, available in all fabrics.*

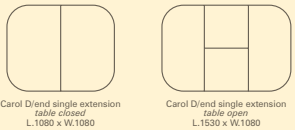




**CAROL/VENICE 5PCE  
EXTENSION DINING SETTING**  
table manufactured from  
hardwood with MDF timber  
veneer top, chairs made from  
MDF timber veneer with  
upholstered seats and backs.

**CAROL D/END SINGLE  
EXTENSION TABLE**  
CODE 318  
L.1080>1530 x W.1080 x H.750

**VENICE CHAIR**  
CODE 105  
H.890 x W.420 x D.500 x SH.490  
*\*table and chairs available in all  
stains and fabrics.*



**CAROL/GENEVA  
EXT. DINING SETTING**  
table manufactured from  
hardwood with MDF  
timber veneer top,  
chairs made from solid  
timber with upholstered  
seats and backs.

**CAROL D/END SINGLE  
EXTENSION TABLE**  
CODE 318  
L.1080>1530 x W.1080 x H.750

**GENEVA CHAIR**  
CODE GENEVA  
H.930 x W.470 x D.520 x  
SH.480

*\*available in all stains except  
Honey, Natural, White Wash  
and Silver Grey, available  
in all fabrics except  
leather & vinyl.*



**CAROL/TUSCAN  
EXT. DINING SETTING**  
table manufactured from  
hardwood with MDF  
timber veneer top,  
chairs made from  
solid timber with  
upholstered seats.

**CAROL D/END SINGLE  
EXTENSION TABLE**  
CODE 318  
L.1080>1530 x W.1080 x H.750

**TUSCAN CHAIR**  
CODE TUSCAN  
H.1020 x W.470 x D.480 x  
SH.480

*\*available in all stains except  
Honey, Natural, White Wash and  
Silver Grey, available in all fabrics.*

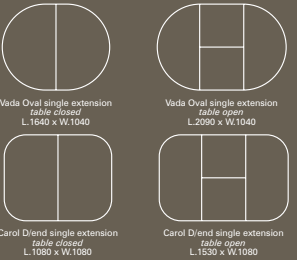


**VADA/VENICE 7PCE  
EXTENSION DINING SETTING**  
table and chairs  
manufactured from  
MDF timber veneer,  
chairs feature upholstered  
seats and backs.

**VADA OVAL SINGLE  
EXTENSION TABLE**  
CODE V/511  
L.1640>2090 x W.1040 x H.750

**VENICE CHAIR**  
CODE 105  
H.890 x W.420 x D.500 x  
SH.490

*\*table and chairs available in all  
stains and fabrics.*



**CAROL/DARCEY  
EXT. DINING SETTING**  
table manufactured from  
hardwood with MDF  
timber veneer top,  
chairs made from  
solid timber with  
upholstered seats.

**CAROL D/END SINGLE  
EXTENSION TABLE**  
CODE 318  
L.1080>1530 x W.1080 x  
H.750

**DARCEY CHAIR**  
CODE DARCEY  
H.965 x W.455 x D.545 x  
SH.470

*\*available in all stains except  
Honey, Natural, White Wash and  
Silver Grey, available in all fabrics.*



**CAROL/OLIVER  
EXT. DINING SETTING**  
table manufactured from  
hardwood with MDF  
timber veneer top,  
chairs made from  
solid timber with  
upholstered seats.

**CAROL D/END SINGLE  
EXTENSION TABLE**  
CODE 318  
L.1080>1530 x W.1080 x  
H.750

**OLIVER CHAIR**  
CODE OLIVER  
H.950 x W.450 x D.530 x  
SH.470

*\*available in all stains except  
Honey, Natural, White Wash and  
Silver Grey, available in all fabrics.*

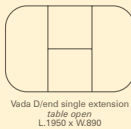
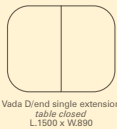




**VADA/HOMESTEAD 7PCE  
EXTENSION DINING SETTING**  
table and chairs  
manufactured from  
MDF timber veneer,  
chairs feature upholstered  
seats and backs.

**VADA D/END SINGLE  
EXTENSION TABLE**  
code **V/517**  
L.1500>1950x W.890 x H.750

**HOMESTEAD CHAIR**  
code **HOME**  
H.965 x W.450 x D.430 x SH.475  
*\*table and chairs available in all  
stains and fabrics.*

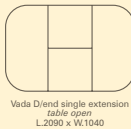
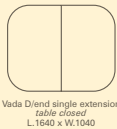


**VADA/MIA 7PCE  
EXTENSION DINING SETTING**  
table manufactured from  
MDF timber veneer, chairs  
made from solid timber  
with upholstered  
seats and backs.

**VADA D/END SINGLE  
EXTENSION TABLE**  
code **V/518**  
L.1640>2090 x W.1040 x H.750

**MIA CHAIR**  
code **MIA**  
H.1010x W.470 x D.470 x  
SH.490

*\*table and chairs available in all  
stains, chairs available in all fabrics  
except leather & vinyl.*



**AMBASSADOR/CASEY 5PCE  
EXTENSION DINING SETTING**  
table manufactured from  
solid timber with MDF timber  
veneer top, chairs made  
from solid timber with  
upholstered seats.

**AMBASSADOR 42" SINGLE  
EXTENSION TABLE**  
code **218**  
L.1080>1530 x W.1080 x H.750

**CASEY CHAIR** code **CAS100**  
H.965 x W.440 x D.535 x  
SH.470

*\*available in all stains except Honey,  
Natural, White Wash and Silver Grey,  
available in all fabrics.*



**AMBASSADOR/MANHATTAN  
5PCE EXTENSION  
DINING SETTING**  
table manufactured from  
solid timber with MDF timber  
veneer top, chairs made  
from solid timber with  
upholstered seats.

**AMBASSADOR 42" SINGLE  
EXTENSION TABLE**  
code **218**  
L.1080>1530 x W.1080 x H.750

**MANHATTAN CHAIR**  
code **MAN100**  
H.910 x W.470 x D.460 x  
SH.470

*\*available in all stains except Honey,  
Natural, White Wash and Silver Grey,  
available in all fabrics.*



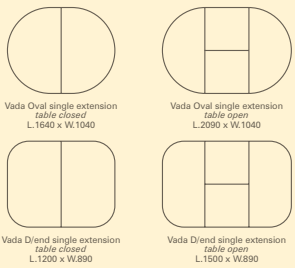


**VADA/OLIVER 7PCE  
EXTENSION DINING SETTING**  
table manufactured from  
MDF timber veneer, chairs  
made from solid timber with  
upholstered seats.

**VADA OVAL SINGLE  
EXTENSION TABLE**  
code **V/511**  
L.1640 > 2090 x W.1040 x H.750

**OLIVER CHAIR**  
code **OLIVER**  
H.950 x W.450 x D.530 x SH.470

*\*available in all stains except Honey,  
Natural, White Wash and Silver Grey,  
available in all fabrics.*



**VADA/METRO  
EXT. DINING SETTING**  
table manufactured  
from MDF timber veneer,  
chairs made from  
Malaysian hardwood  
with upholstered seats.

**VADA D/END SINGLE  
EXTENSION TABLE**  
code **V/508**  
L.1200 > 1500 x W.890 x  
H.750

**METRO CHAIR**  
code **MET200**  
H.935 x W.450 x D.500 x  
SH.460

*\*available in all stains except  
Honey, Natural, White Wash and  
Silver Grey, available in all fabrics.*



**VADA/VENICE  
EXT. DINING SETTING**  
table and chairs  
manufactured from  
MDF timber veneer,  
chairs feature  
upholstered seats.

**VADA D/END SINGLE  
EXTENSION TABLE**  
code **V/508**  
L.1200 > 1500 x W.890 x  
H.750

**VENICE CHAIR**  
code **105**  
H.890 x W.420 x D.500 x  
SH.490

*\*available in all stains and fabrics.*



# chairs

## SUNDOWN CHAIR SELECTIONS

Sturdy in construction, Sundown chairs are manufactured  
using the finest grade timbers, stains and upholstery.  
Select from a broad range of traditionally inspired  
or contemporary designs.



**OSCAR CHAIR** code **OS470**  
solid American Oak with upholstery  
H.1000 x W.510 x D.520 x SH.470  
*\*available in all stains and fabrics.*



**OSCAR CHAIR** code **OS470**  
solid American Oak with upholstery  
H.1000 x W.510 x D.520 x SH.470  
*\*available in all stains and fabrics.*



**OSCAR CHAIR** code **OS470**  
solid American Oak with upholstery  
H.1000 x W.510 x D.520 x SH.470  
*\*available in all stains and fabrics.*





**MIRA CHAIR. code MIRA-T**  
solid timber with upholstery  
H.875 x W.450 x D.550 x SH.500  
*\*available in all stains and fabrics.*



**MIRA CHAIR. code MIRA-T**  
solid timber with upholstery  
H.875 x W.450 x D.550 x SH.500  
*\*available in all stains and fabrics.*



**MIRA CHAIR. code MIRA-T**  
solid timber with upholstery  
H.875 x W.450 x D.550 x SH.500  
*\*available in all stains and fabrics.*



**RITA CHAIR. code RITA**  
solid timber with upholstery  
H.1000 x W.500 x D.450 x SH.490  
*\*available in all stains and fabrics, except vinyl and leather.*



**RITA CHAIR. code RITA**  
solid timber with upholstery  
H.1000 x W.500 x D.450 x SH.490  
*\*available in all stains and fabrics, except vinyl and leather.*



**RITA CHAIR. code RITA**  
solid timber with upholstery  
H.1000 x W.500 x D.450 x SH.490  
*\*available in all stains and fabrics, except vinyl and leather.*



**CARINGDALE. code CAR300**  
solid timber with upholstery  
H.1010 x W.480 x D.510 x SH.490  
*\*available in all stains and fabrics, except vinyl and leather.*



**CARINGDALE. code CAR300**  
solid timber with upholstery  
H.1010 x W.480 x D.510 x SH.490  
*\*available in all stains and fabrics, except vinyl and leather.*



**CARINGDALE. code CAR300**  
solid timber with upholstery  
H.1010 x W.480 x D.510 x SH.490  
*\*available in all stains and fabrics, except vinyl and leather.*



**DARCEY CHAIR. code DARCEY**  
solid timber with upholstery  
H.965 x W.455 x D.545 x SH.470  
*\*available in all stains except Honey, Natural, White Wash and Silver Grey, available in all fabrics.*



**DARCEY CHAIR. code DARCEY**  
solid timber with upholstery  
H.965 x W.455 x D.545 x SH.470  
*\*available in all stains except Honey, Natural, White Wash and Silver Grey, available in all fabrics.*



**DARCEY CHAIR. code DARCEY**  
solid timber with upholstery  
H.965 x W.455 x D.545 x SH.470  
*\*available in all stains except Honey, Natural, White Wash and Silver Grey, available in all fabrics.*





- natural stain

**WINSTON CHAIR. CODE WIN100**  
solid timber with leather upholstery  
H.960 x W.460 x D.565 x SH.485  
*\*available only as shown.*



- chocolate stain

**MADISON CHAIR CODE M1005**  
solid timber with bycast leather  
H.1005 x W.510 x D.630 x SH.470  
*\*available only as shown.*



- chocolate stain

**LONDRA CHAIR. CODE LONDRA**  
solid timber with bycast leather upholstery  
H.998 x W.590 x D.460 x sh.470  
*\*available only as shown.*



- harvest stain

**CHELSEA CHAIR. CODE C16**  
solid timber with upholstery  
H.998 x W.590 x D.460 x SH.470  
*\*available in all stains except Honey, Natural, White Wash and Silver Grey, available in all fabrics.*



- chocolate stain

**CHELSEA CHAIR. CODE C10**  
solid timber with leather upholstery  
H.998 x W.590 x D.460 x SH.470  
*\*available only as shown.*



- chocolate stain

**CHELSEA CHAIR. CODE C14**  
solid timber with upholstery  
H.998 x W.590 x D.460 x SH.470  
*\*available in all stains except Honey, Natural, White Wash and Silver Grey, available in all fabrics.*



- cedar stain

**MIA CHAIR CODE MIA**  
solid timber with upholstery  
H.1010 x W.470 x D.470 x SH.490  
*\*available in all stains and fabrics, except vinyl and leather.*



- harvest stain

**MIA CHAIR CODE MIA**  
solid timber with upholstery  
H.1010 x W.470 x D.470 x SH.490  
*\*available in all stains and fabrics, except vinyl and leather.*



- teak stain

**MIA CHAIR CODE MIA**  
solid timber with upholstery  
H.1010 x W.470 x D.470 x SH.490  
*\*available in all stains and fabrics, except vinyl and leather.*



- cedar stain

**OLIVER CHAIR CODE OLIVER**  
solid timber with upholstery  
H.950 x W.450 x D.530 x SH.470  
*\*available in all stains except Honey, Natural, White Wash and Silver Grey, available in all fabrics.*



- harvest stain

**OLIVER CHAIR. CODE OLIVER**  
Malaysian hardwood with upholstery  
H.950 x W.450 x D.530 x SH.470  
*\*available in all stains except Honey, Natural, White Wash and Silver Grey, available in all fabrics.*



- teak stain

**OLIVER CHAIR. CODE OLIVER**  
Malaysian hardwood with upholstery  
H.950 x W.450 x D.530 x SH.470  
*\*available in all stains except Honey, Natural, White Wash and Silver Grey, available in all fabrics.*





- cedar stain

**TUSCAN CHAIR. CODE TUSCAN**  
solid timber with upholstery  
H.1020 x W.470 x D.535 x sh.480  
*\*available in all stains except Honey, Natural,  
White Wash and Silver Grey, available in all fabrics.*



- teak stain

**TUSCAN CHAIR. CODE TUSCAN**  
solid timber with upholstery  
H.1020 x W.470 x D.535 x sh.480  
*\*available in all stains except Honey, Natural,  
White Wash and Silver Grey, available in all fabrics.*



- chocolate stain

**TUSCAN CHAIR. CODE TUSCAN**  
solid timber with upholstery  
H.1020 x W.470 x D.535 x sh.480  
*\*available in all stains except Honey, Natural,  
White Wash and Silver Grey, available in all fabrics.*



- harvest stain

**CASEY CHAIR CODE CAS100**  
solid timber with upholstery  
H.965 x W.440 x D.535 x SH.470  
*\*available in all stains except Honey, Natural,  
White Wash and Silver Grey, available in all fabrics.*



- teak stain

**CASEY CHAIR CODE CAS100**  
solid timber with upholstery  
H.965 x W.440 x D.535 x SH.470  
*\*available in all stains except Honey, Natural,  
White Wash and Silver Grey, available in all fabrics.*



- chocolate stain

**CASEY CHAIR CODE CAS100**  
solid timber with upholstery  
H.965 x W.440 x D.535 x SH.470  
*\*available in all stains except Honey, Natural,  
White Wash and Silver Grey, available in all fabrics.*



- cedar stain

**GENEVA CHAIR. CODE GENEVA**  
solid timber with upholstery  
H.930 x W.470 x D.520 x SH.480  
*\*available in all stains except Honey, Natural, White Wash  
and Silver Grey. Available in all fabrics except vinyl & leather.*



- harvest stain

**GENEVA CHAIR CODE GENEVA**  
solid timber with upholstery  
H.930 x W.470 x D.520 x SH.480  
*\*available in all stains except Honey, Natural, White Wash  
and Silver Grey. Available in all fabrics except vinyl & leather.*



- teak stain

**GENEVA CHAIR CODE GENEVA**  
solid timber with upholstery  
H.930 x W.470 x D.520 x SH.480  
*\*available in all stains except Honey, Natural, White Wash  
and Silver Grey. Available in all fabrics except vinyl & leather.*



- cedar stain

**MANHATTAN CHAIR CODE MAN100**  
solid timber with upholstery  
H.910 x W.470 x D.460 x SH.470  
*\*available in all stains except Honey, Natural,  
White Wash and Silver Grey, available in all fabrics.*



- harvest stain

**MANHATTAN CHAIR CODE MAN100**  
solid timber with upholstery  
H.910 x W.470 x D.460 x SH.470  
*\*available in all stains except Honey, Natural,  
White Wash and Silver Grey, available in all fabrics.*



- chocolate stain

**MANHATTAN CHAIR CODE MAN100**  
solid timber with upholstery  
H.910 x W.470 x D.460 x SH.470  
*\*available in all stains except Honey, Natural,  
White Wash and Silver Grey, available in all fabrics.*





**REGENCY CHAIR. code 600**  
manufactured from MDF timber veneer  
H.900 x W.450 x D.540 x SH.060  
*\*available in all stains and fabrics.*



**REGENCY CHAIR. code 600**  
manufactured from MDF timber veneer  
H.900 x W.450 x D.540 x SH.060  
*\*available in all stains and fabrics.*



**REGENCY CHAIR. code 600**  
manufactured from MDF timber veneer  
H.900 x W.450 x D.540 x SH.060  
*\*available in all stains and fabrics.*



**HOMESTEAD CHAIR. code HOME**  
manufactured from MDF timber veneer  
H.965 x W.450 x D.430 x SH.475  
*\*available in all stains and fabrics.*



**HOMESTEAD CHAIR. code HOME**  
manufactured from MDF timber veneer  
H.965 x W.450 x D.430 x SH.475  
*\*available in all stains and fabrics.*



**HOMESTEAD CHAIR. code HOME**  
manufactured from MDF timber veneer  
H.965 x W.450 x D.430 x SH.475  
*\*available in all stains and fabrics.*



**CAROL 2 CHAIR code C2**  
manufactured from MDF timber veneer  
H.965 x W.450 x D.500 x SH.000  
*\*available in all stains and fabrics.*



**CAROL 2 CHAIR code C2**  
manufactured from MDF timber veneer  
H.965 x W.450 x D.500 x SH.000  
*\*available in all stains and fabrics.*



**CAROL 2 CHAIR code C2**  
manufactured from MDF timber veneer  
H.965 x W.450 x D.500 x SH.000  
*\*available in all stains and fabrics.*



**VENICE CHAIR code 105**  
manufactured from MDF timber veneer  
H.890 x W.420 x D.500 x SH.490  
*\*available in all stains and fabrics.*



**VENICE CHAIR code 105**  
manufactured from MDF timber veneer  
H.890 x W.420 x D.500 x SH.490  
*\*available in all stains and fabrics.*



**VENICE CHAIR code 105**  
manufactured from MDF timber veneer  
H.890 x W.420 x D.500 x SH.490  
*\*available in all stains and fabrics.*





- antique mahogany

**METRO CHAIR. CODE MET200**  
solid timber with upholstery  
H.935 x W.450 x D.500 x SH.460  
*\*available in all stains except Honey, Natural,  
White Wash and Silver Grey, available in all fabrics.*



- harvest stain

**METRO CHAIR. CODE MET200**  
solid timber with upholstery  
H.935 x W.450 x D.500 x SH.460  
*\*available in all stains except Honey, Natural,  
White Wash and Silver Grey, available in all fabrics.*



- teak stain

**METRO CHAIR. CODE MET200**  
solid timber with upholstery  
H.935 x W.450 x D.500 x SH.460  
*\*available in all stains except Honey, Natural,  
White Wash and Silver Grey, available in all fabrics.*

## timber colours

### SUNDOWN TIMBER STAINS

please note that the stains shown opposite are not available on all products, check the footnote within this brochure to determine availability.

### COLOUR REPRODUCTION OF THIS BROCHURE

all efforts have been made to ensure colour accuracy within this brochure, due to variables that can occur in the printing process, we suggest that colours shown should be taken as a guide only.



white wash



silver grey



natural



honey



teak



harvest



burnish



cedar



antique mahogany



chocolate



### PRODUCT INFORMATION

timbers used in our products include Sapele, Anegre or Beech natural timber veneers on MDF substrates, *(depending on product and colour selected).*

Enriched with Solid Beech, American Oak and Victorian Hardwoods. Available in Sundown's standard colours, *(see Sundown Colour Board).*

### CARE INSTRUCTIONS

all timber surfaces should be wiped down using a clean, damp cloth.

### PLEASE NOTE

since wood is a natural material, you may notice slight variations in the shade of different wooden elements in the piece or pieces. Also, if you have bought products at different times. Variations in colour of shades may be caused by climatic/environmental factors, or the period of time that has passed between purchases. Varying light globes can also make the product look different in colour. We do not consider that variations outlined above to be valid reasons for claims and/or returns.

### MEASUREMENTS

all product dimensions given in this catalogue may have a variance of +/- 15mm.

### COLOURS

all products in this catalogue have been rendered as closely as the printing process allows, therefore product images should always be viewed as an indication of the colour only.

### 5 YEAR WARRANTY

for well over twenty years our approach to craftsmanship has produced unrivaled standards in furniture design and manufacture.

Our industry reputation is important to us, so we offer a full 5 Year warranty against any item which is found to be faulty due to manufacturing defect. For further information or inquiries on the Sundown range please Contact our office on phone 03 8368 2255 or facsimile 03 8368 2277, for prompt attention and service at all times.

*correspondence can be mailed to:  
Sundown Furniture  
P.O. Box 391 Sunshine Victoria 3020*